"PROVISION OF MISSING FACILITIES FOR THE SHAIKH AYAZ UNIVERSITY SHIKARPUR"

ADMINISTRATION BLOCK
VOLUME III
TENDER DRAWINGS

DEC, 2022

DESIGN BY

NEW VISION ENGINEERING CONSULTANT

HEAD OFFICE:

Office No.B-6 Second Floor Masood Arcade
IJP Road Islamabad.
Ph: +92-51-4848375, Fax: +92-51-4848375
Email: newvisionec@yahoo.com

REGIONAL OFFICE:

287-A Street # 6,
Cavalry Ground ,Lahore
Ph: +92-42-37250130

Sr.No	PROPOSED FACILITIES	Sr.No	PROPOSED FACILITIES	Sr.No	PROPOSED FACILITIES
1-	MAIN ENTRANCE	9B-	SCHOOL OF MANAGEMENT SCIENCES	24-	PARKING
2-	HERITAGE PARK	9C-	SCHOOL OF ARTS & HUMANITIES	25-	OVER HEAD WATER TANK
3-	ADMINISTRATION BLOCK	9D-	SCHOOL OF AGRI & VETERINARY SCIENCES	26-	TUBE WELL
4-	AUDITORIUM	10-	MALE TEACHER ACCOMMODATION	27-	BOYS HOSTEL FOR STUDENTS FUTURE BLOCKS
5-	LIBRARY	11-	BOYS HOSTEL FOR STUDENTS	28-	HOUSES FOR SENIOR FACULTY
6-	MASJID	12-	FEMALE HOSTEL FOR STUDENTS	29-	03 BED FLATS FOR SENIOR FACULTY
7-	MEDICAL CENTER	13-	FEMALE TEACHER ACCOMMODATION	30-	02 BED FLATS FOR FACULTY
7A-	BUSINESS & INNOVATION CENTER	14-	VC RESIDENCE	31-	PARK
7B-	BOOK SHOP & TUCK SHOPS	15-	SCHOOL	32-	SILICON VALLEY
7C-	CANTEEN	16-	GUEST HOUSE	33-	QUARTERS FOR JUNIOR STAFF
8-	GOLF COURSE WITH WATER BODY	17-	SECURITY & DISASTER MANAGEMENT	34-	BANKS
8A-	FITNESS CENTER	18-	PUBLIC TOILETS	35-	POLICE CHECK POST
8B-	CRICKET GROUND	19-	SITE FOR AGRICULTURE RESEARCH/ TREE GROVES	36-	WATCH TOWER
8C-	FOOTBALL GROUND	20-	SEWERAGE TREATMENT PLANT	37-	CLUB
8D-	SPORTS ARENA	21-	TRANSPORT SECTION	38-	SOLID WASTE MANAGEMENT
9-	SCHOOL OF NATURAL SCIENCE	22-	COMMERCIAL AREA		
9A-	SCHOOL OF ICT & MATHEMATICS	23-	SIDE ENTRANCES		

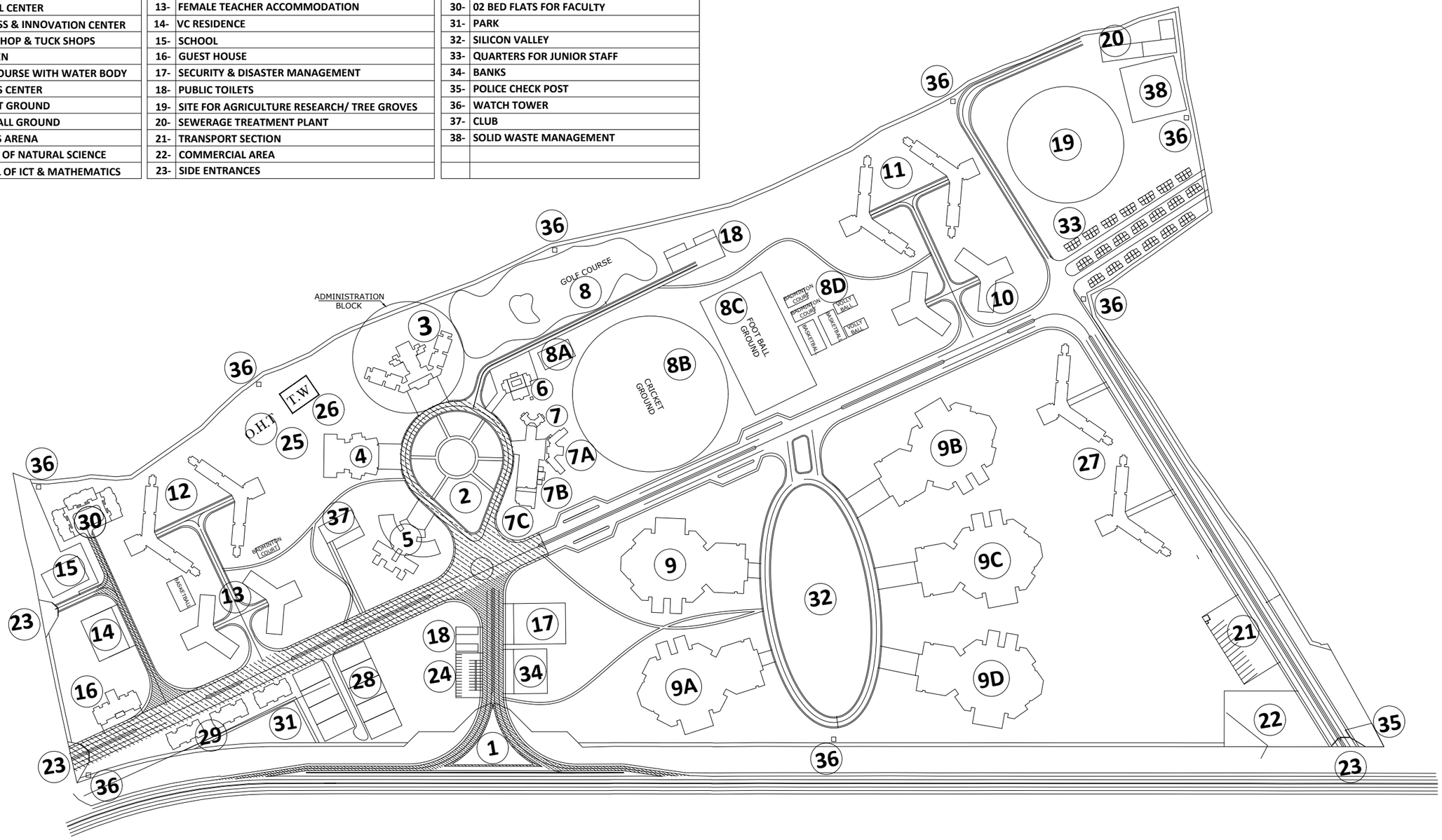

ADDITION & REVISION					
ADD./REV. NO.	DATE	DESCRIPTION	DES. BY	CHK. BY	APP. BY

NEW VISION ENGINEERING CONSULTANT
Head Office: Office No.B-6 Second Floor Masood Arcade
IJP Road Islamabad.
Ph: +92-51-4848375, Fax: +92-51-4848375
Email: newvisionec@yahoo.com
Regional Office: 287-A Street # 6, Cavalry Ground ,Lahore
Ph: +92-42-37250130

PROJECT: "PROVISION OF MISSING FACILITIES FOR THE SHAIKH AYAZ UNIVERSITY SHIKARPUR"

TITLE: ADMINISTRATION BLOCK

MASTER PLAN

CAD filename:

CLIENT: THE SHAIKH AYAZ UNIVERSITY

DESIGNED BY: AR. SALMAN	APPROVED BY: S A	DATE : AUGUST, 2022
DRAWN BY: RANA ALI HAIDER	JOB NO.	SCALE: N.T.S
DRG. NO.	MP-01	

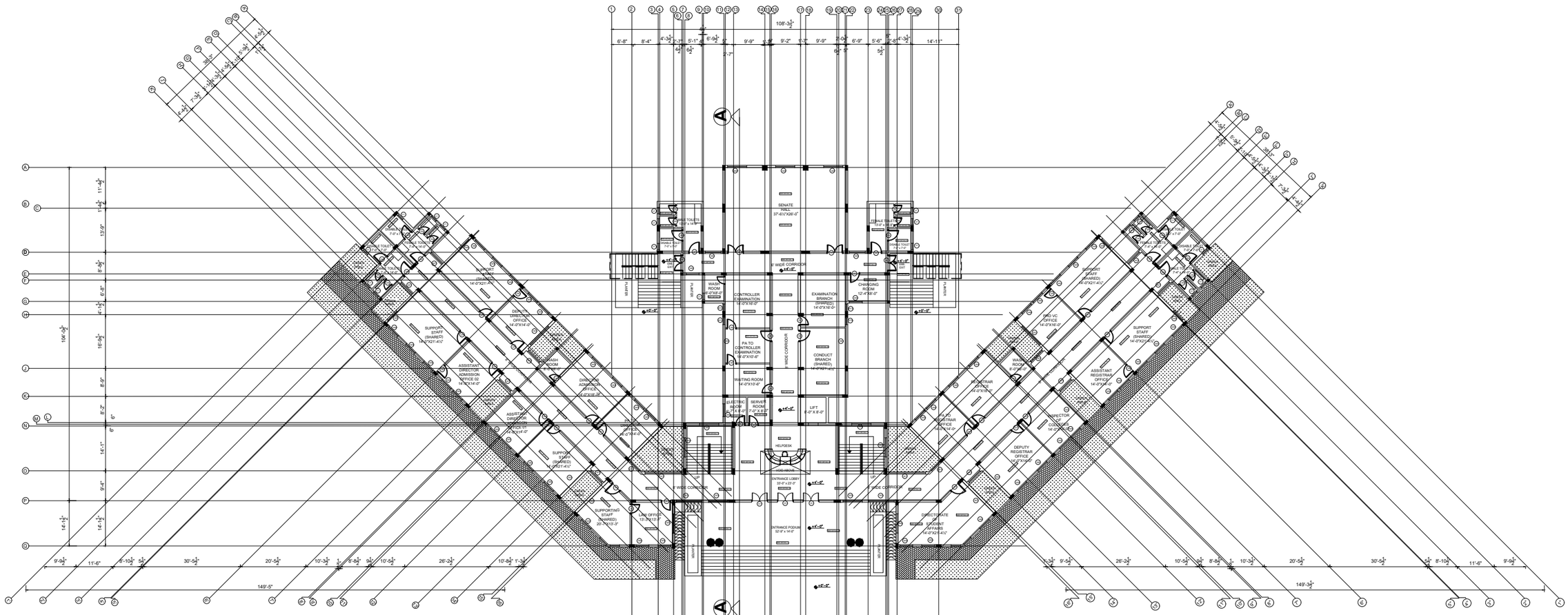

GROUND FLOOR PLAN
COVERED AREA = 14224 Sq.ft
TOTAL COVERED AREA = 41,709 Sq.ft

ADDITION & REVISION					
ADD./REV. NO.	DATE	DESCRIPTION	DES. BY	CHK. BY	APP. BY

NEW VISION ENGINEERING CONSULTANT
Head Office: Office No.B-6 Second Floor Masood Arcade
IJP Road Islamabad.
Ph: +92-51-4848375, Fax: +92-51-4848375
Email: newvisionec@yahoo.com
Regional Office: 287-A Street # 6, Cavalry Ground ,Lahore
Ph: +92-42-37250130

PROJECT: **"PROVISION OF MISSING FACILITIES FOR THE SHAIKH AYAZ UNIVERSITY SHIKARPUR"**

TITLE: **ADMINISTRATION BLOCK**
GROUND FLOOR PLAN

CAD filename:

CLIENT: **THE SHAIKH AYAZ UNIVERSITY**

DESIGNED BY: AR. SALMAN	APPROVED BY: S A	DATE : AUGUST, 2022
DRAWN BY: RANA ALI HAIDER	JOB NO.	SCALE: N.T.S
	DRG. NO. AR-01	

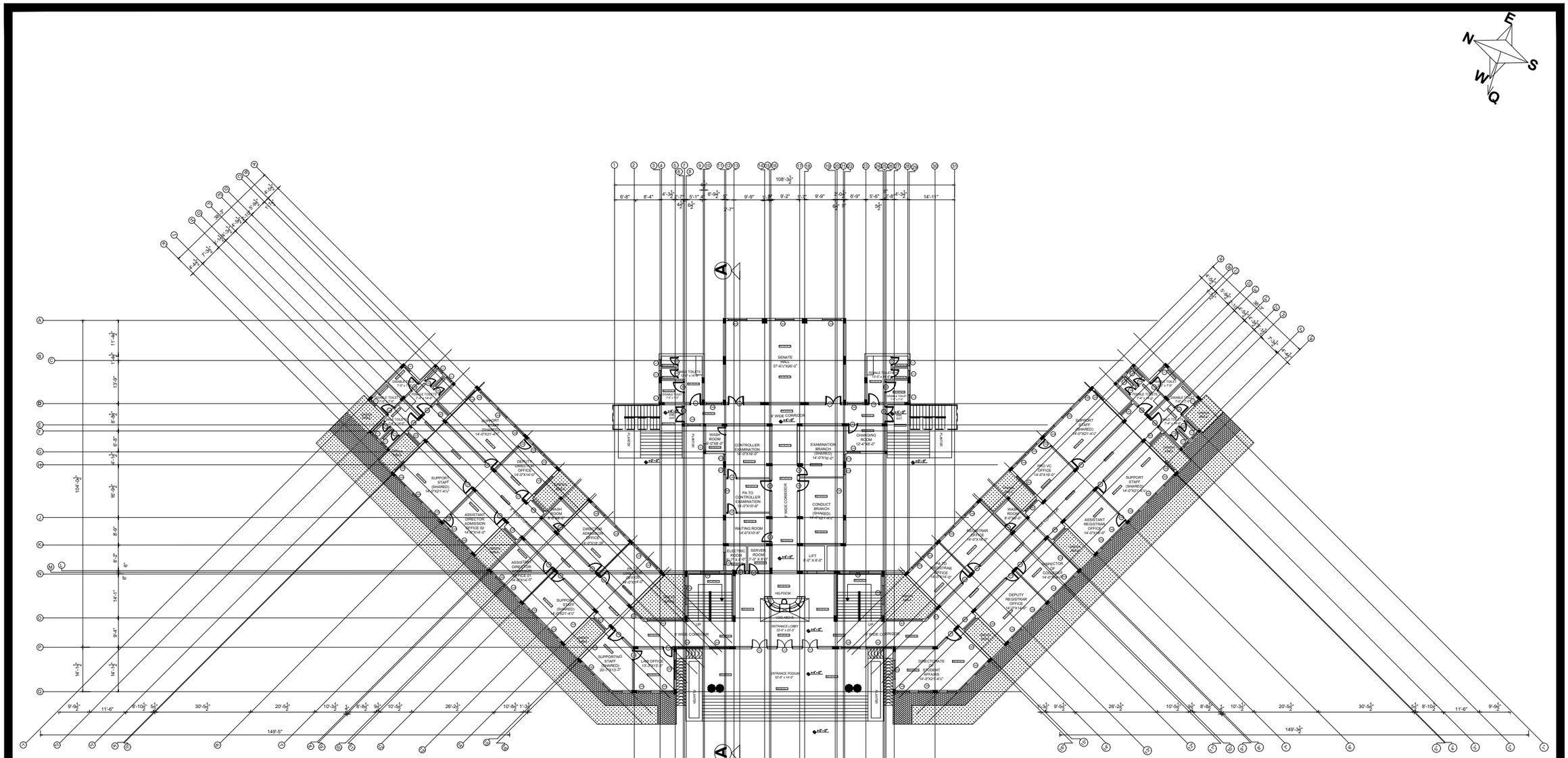

GROUND FLOOR PLAN
COVERED AREA = 14224 Sq.ft
TOTAL COVERED AREA = 41,709 Sq.ft

ADDITION & REVISION					
ADD./REV. NO.	DATE	DESCRIPTION	DES. BY	CHK. BY	APP. BY

NEW VISION ENGINEERING CONSULTANT
Head Office: Office No.B-6 Second Floor Masood Arcade
IJP Road Islamabad.
Ph: +92-51-4848375, Fax: +92-51-4848375
Email: newvisionec@yahoo.com

Regional Office: 287-A Street # 6, Cavalry Ground ,Lahore
Ph: +92-42-37250130

PROJECT:
"PROVISION OF MISSING FACILITIES FOR THE SHAIKH AYAZ UNIVERSITY SHIKARPUR"

TITLE:
ADMINISTRATION BLOCK
GROUND FLOOR PLAN

CAD filename:

CLIENT:
THE SHAIKH AYAZ UNIVERSITY

DESIGNED BY: AR. SALMAN	APPROVED BY: S A	DATE : AUGUST, 2022
DRAWN BY: RANA ALI HAIDER	JOB NO.	SCALE: N.T.S
	DRG. NO. AR-01	

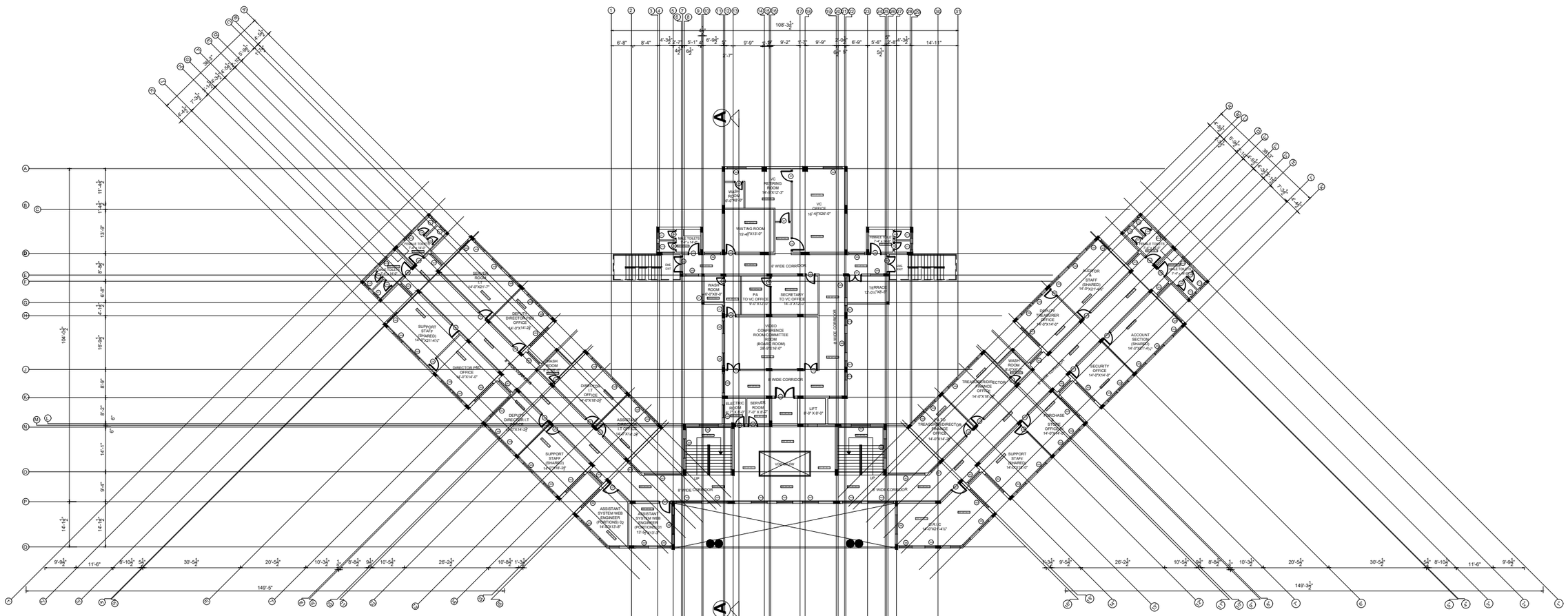

FIRST FLOOR PLAN
COVERED AREA = 13,060 Sq.ft

ADDITION & REVISION					
ADD./REV. NO.	DATE	DESCRIPTION	DES. BY	CHK. BY	APP. BY

NEW VISION ENGINEERING CONSULTANT
Head Office: Office No.B-6 Second Floor Masood Arcade
IJP Road Islamabad.
Ph: +92-51-4848375, Fax: +92-51-4848375
Email: newvisionec@yahoo.com

Regional Office: 287-A Street # 6, Cavalry Ground ,Lahore
Ph: +92-42-37250130

PROJECT:
"PROVISION OF MISSING FACILITIES FOR THE SHAIKH AYAZ UNIVERSITY SHIKARPUR"

TITLE:
ADMINISTRATION BLOCK
FIRST FLOOR PLAN

CAD filename:

CLIENT:
THE SHAIKH AYAZ UNIVERSITY

DESIGNED BY: AR. SALMAN	APPROVED BY: S A	DATE : AUGUST, 2022
DRAWN BY: RANA ALI HAIDER	JOB NO.	SCALE: N.T.S
	DRG. NO.	AR-02

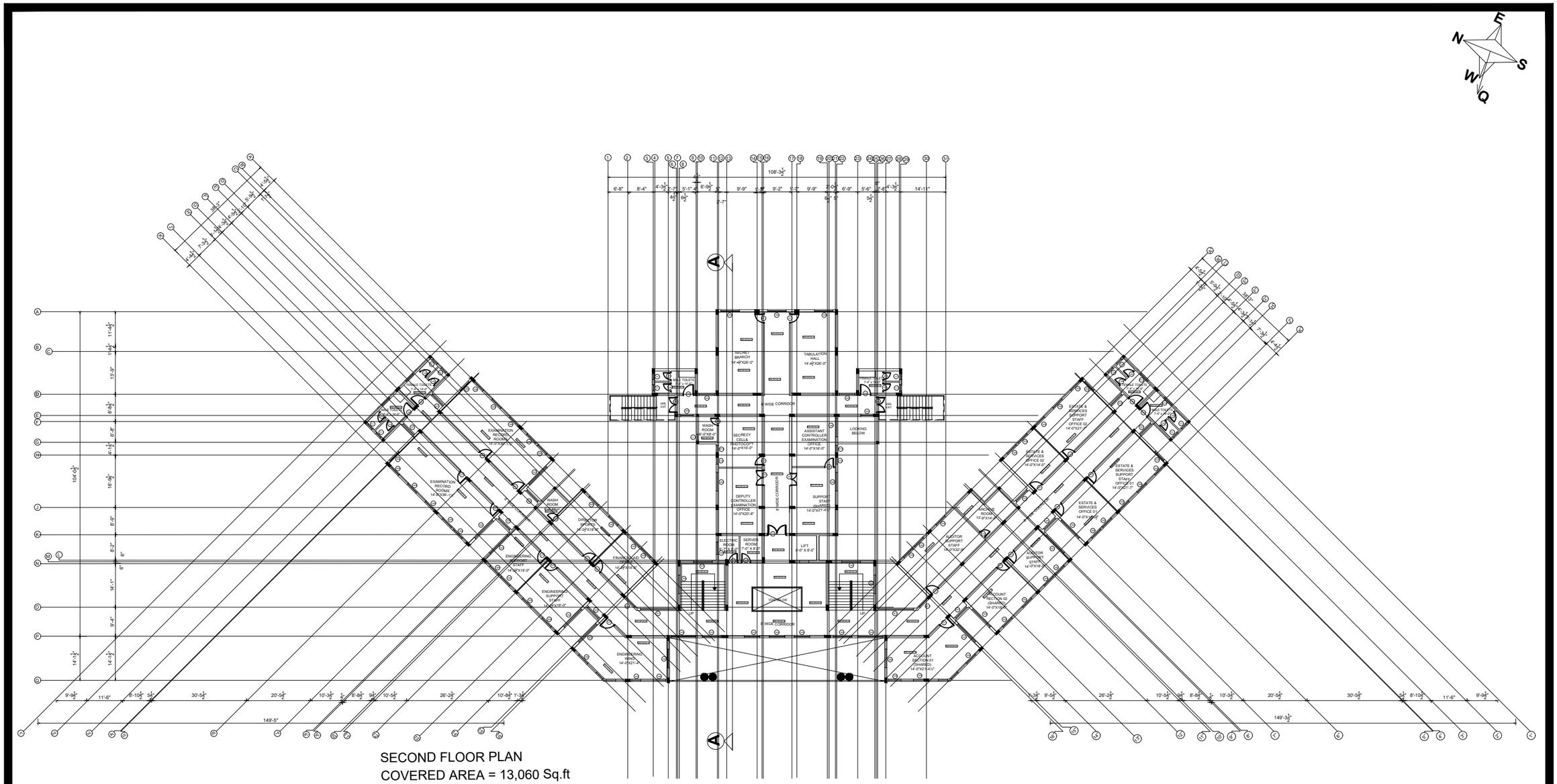

SECOND FLOOR PLAN
COVERED AREA = 13,060 Sq.ft

ADDITION & REVISION					
ADD./REV. NO.	DATE	DESCRIPTION	DES. BY	CHK. BY	APP. BY

NEW VISION ENGINEERING CONSULTANT
Head Office: Office No.B-6 Second Floor Masood Arcade
IJP Road Islamabad.
Ph: +92-51-4848375, Fax: +92-51-4848375
Email: newvisionec@yahoo.com

Regional Office: 287-A Street # 6, Cavalry Ground ,Lahore
Ph: +92-42-37250130

PROJECT:
"PROVISION OF MISSING FACILITIES FOR THE SHAIKH AYAZ UNIVERSITY SHIKARPUR"

TITLE:
ADMINISTRATION BLOCK
SECOND FLOOR PLAN

CAD filename:

CLIENT:
THE SHAIKH AYAZ UNIVERSITY

DESIGNED BY:	APPROVED BY:	DATE :
AR. SALMAN	S A	AUGUST, 2022
DRAWN BY:	JOB NO.	**SCALE:**
RANA ALI HAIDER		N.T.S

DRG. NO. AR-03

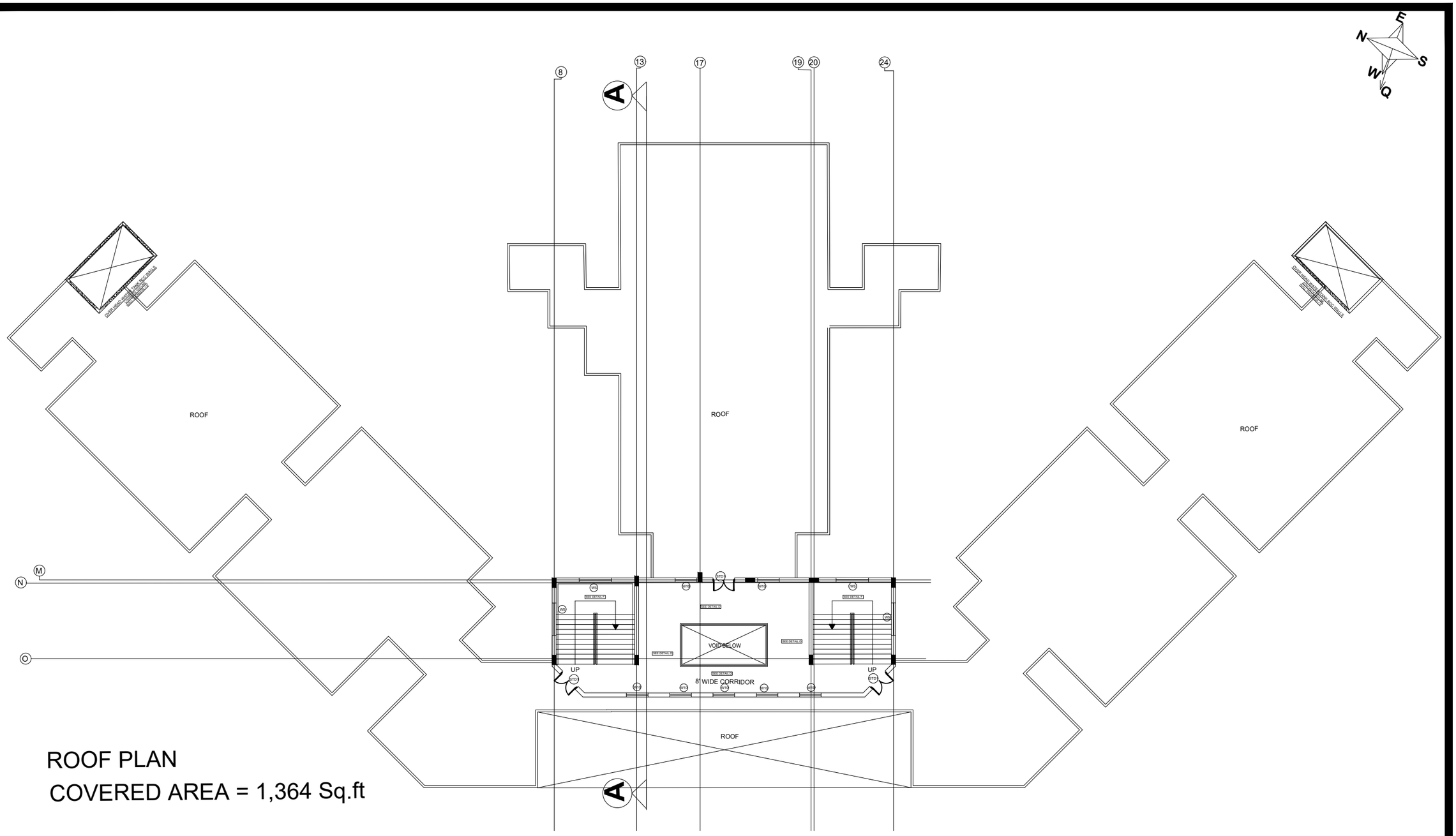

ROOF PLAN

COVERED AREA = 1,364 Sq.ft

ADDITION & REVISION					
ADD./REV. NO.	DATE	DESCRIPTION	DES. BY	CHK. BY	APP. BY

NEW VISION ENGINEERING CONSULTANT
Head Office: Office No.B-6 Second Floor Masood Arcade
IJP Road Islamabad.
Ph: +92-51-4848375, Fax: +92-51-4848375
Email: newvisionec@yahoo.com
Regional Office: 287-A Street # 6, Cavalry Ground ,Lahore
Ph: +92-42-37250130

PROJECT: "PROVISION OF MISSING FACILITIES FOR THE SHAIKH AYAZ UNIVERSITY SHIKARPUR"

TITLE: ADMINISTRATION BLOCK
ROOF FLOOR PLAN

CAD filename:

CLIENT: THE SHAIKH AYAZ UNIVERSITY

DESIGNED BY: AR. SALMAN	APPROVED BY: S A	DATE : AUGUST, 2022
DRAWN BY: RANA ALI HAIDER	JOB NO.	SCALE: N.T.S
DRG. NO. AR-04		

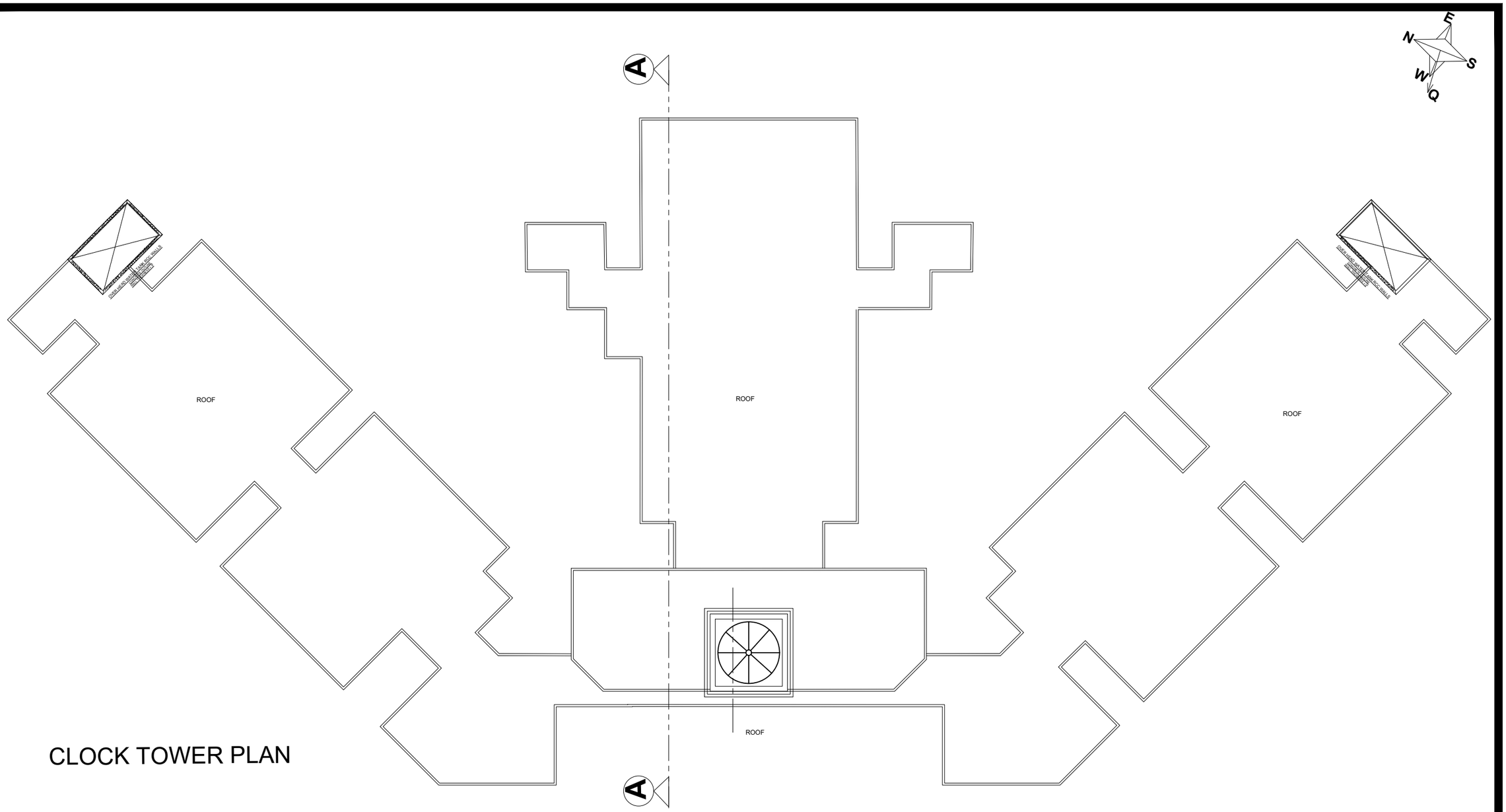

CLOCK TOWER PLAN

ADDITION & REVISION					
ADD./REV. NO.	DATE	DESCRIPTION	DES. BY	CHK. BY	APP. BY

NEW VISION ENGINEERING CONSULTANT
Head Office: Office No.B-6 Second Floor Masood Arcade
IJP Road Islamabad.
Ph: +92-51-4848375, Fax: +92-51-4848375
Email: newvisionec@yahoo.com
Regional Office: 287-A Street # 6, Cavalry Ground ,Lahore
Ph: +92-42-37250130

PROJECT: "PROVISION OF MISSING FACILITIES FOR THE SHAIKH AYAZ UNIVERSITY SHIKARPUR"

TITLE: ADMINISTRATION BLOCK
CLOCK TOWER PLAN

CAD filename:

CLIENT: THE SHAIKH AYAZ UNIVERSITY

DESIGNED BY: AR. SALMAN	APPROVED BY: S A	DATE : AUGUST, 2022
DRAWN BY: RANA ALI HAIDER	JOB NO.	SCALE: N.T.S

DRG. NO. AR-05

ADMIN BLOCK AREA'S

GROUND FLOOR PLAN	14224 sft
FIRST FLOOR PLAN	13060 sft
SECOND FLOOR PLAN	13060 sft
ROOF FLOOR PLAN	**1364 sft**
TOTAL AREA	**41708 sft**

ADDITION & REVISION

ADD./REV. NO.	DATE	DESCRIPTION	DES. BY	CHK. BY	APP. BY

NEW VISION ENGINEERING CONSULTANT
Head Office: Office No.B-6 Second Floor Masood Arcade
IJP Road Islamabad.
Ph: +92-51-4848375, Fax: +92-51-4848375
Email: newvisionec@yahoo.com
Regional Office: 287-A Street # 6, Cavalry Ground ,Lahore
Ph: +92-42-37250130

PROJECT: "PROVISION OF MISSING FACILITIES FOR THE SHAIKH AYAZ UNIVERSITY SHIKARPUR"

TITLE: ADMINISTRATION BLOCK AREA'S

CAD filename:

CLIENT: THE SHAIKH AYAZ UNIVERSITY

DESIGNED BY: AR. SALMAN	APPROVED BY: S A	DATE : AUGUST, 2022
DRAWN BY: RANA ALI HAIDER	JOB NO.	SCALE: N.T.S

DRG. NO. AR-06

ADDITION & REVISION					
ADD./REV. NO.	DATE	DESCRIPTION	DES. BY	CHK. BY	APP. BY

NEW VISION ENGINEERING CONSULTANT
Head Office: Office No.B-6 Second Floor Masood Arcade
IJP Road Islamabad.
Ph: +92-51-4848375, Fax: +92-51-4848375
Email: newvisionec@yahoo.com
Regional Office: 287-A Street # 6, Cavalry Ground ,Lahore
Ph: +92-42-37250130

PROJECT:
"PROVISION OF MISSING FACILITIES FOR THE SHAIKH AYAZ UNIVERSITY SHIKARPUR"

TITLE:
ADMINISTRATION BLOCK
ELEVATION AT E1

CAD filename:

CLIENT:
THE SHAIKH AYAZ UNIVERSITY

DESIGNED BY: AR. SALMAN	APPROVED BY: S A	DATE : AUGUST, 2022
DRAWN BY: RANA ALI HAIDER	JOB NO.	SCALE: N.T.S
DRG. NO.	AR-07	

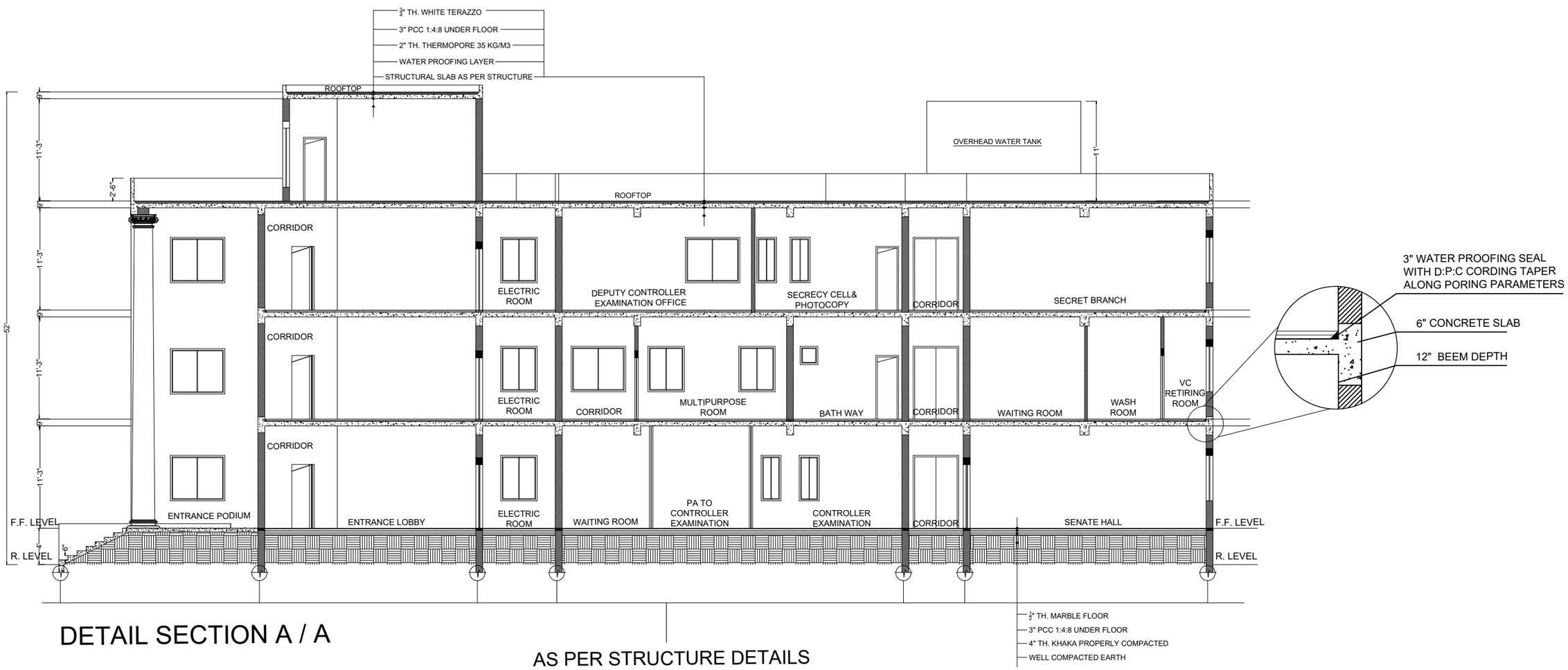

DETAIL SECTION A / A

ADDITION & REVISION					
ADD./REV. NO.	DATE	DESCRIPTION	DES. BY	CHK. BY	APP. BY

NEW VISION ENGINEERING CONSULTANT
Head Office: Office No.B-6 Second Floor Masood Arcade
IJP Road Islamabad.
Ph: +92-51-4848375, Fax: +92-51-4848375
Email: newvisionec@yahoo.com
Regional Office: 287-A Street # 6, Cavalry Ground ,Lahore
Ph: +92-42-37250130

PROJECT: "PROVISION OF MISSING FACILITIES FOR THE SHAIKH AYAZ UNIVERSITY SHIKARPUR"

TITLE: ADMINISTRATION BLOCK
SECTION AT A-A

CAD filename:

CLIENT: THE SHAIKH AYAZ UNIVERSITY

DESIGNED BY: AR. SALMAN	APPROVED BY: S A	DATE : AUGUST, 2022
DRAWN BY: RANA ALI HAIDER	JOB NO.	SCALE: N.T.S

DRG. NO. AR-11

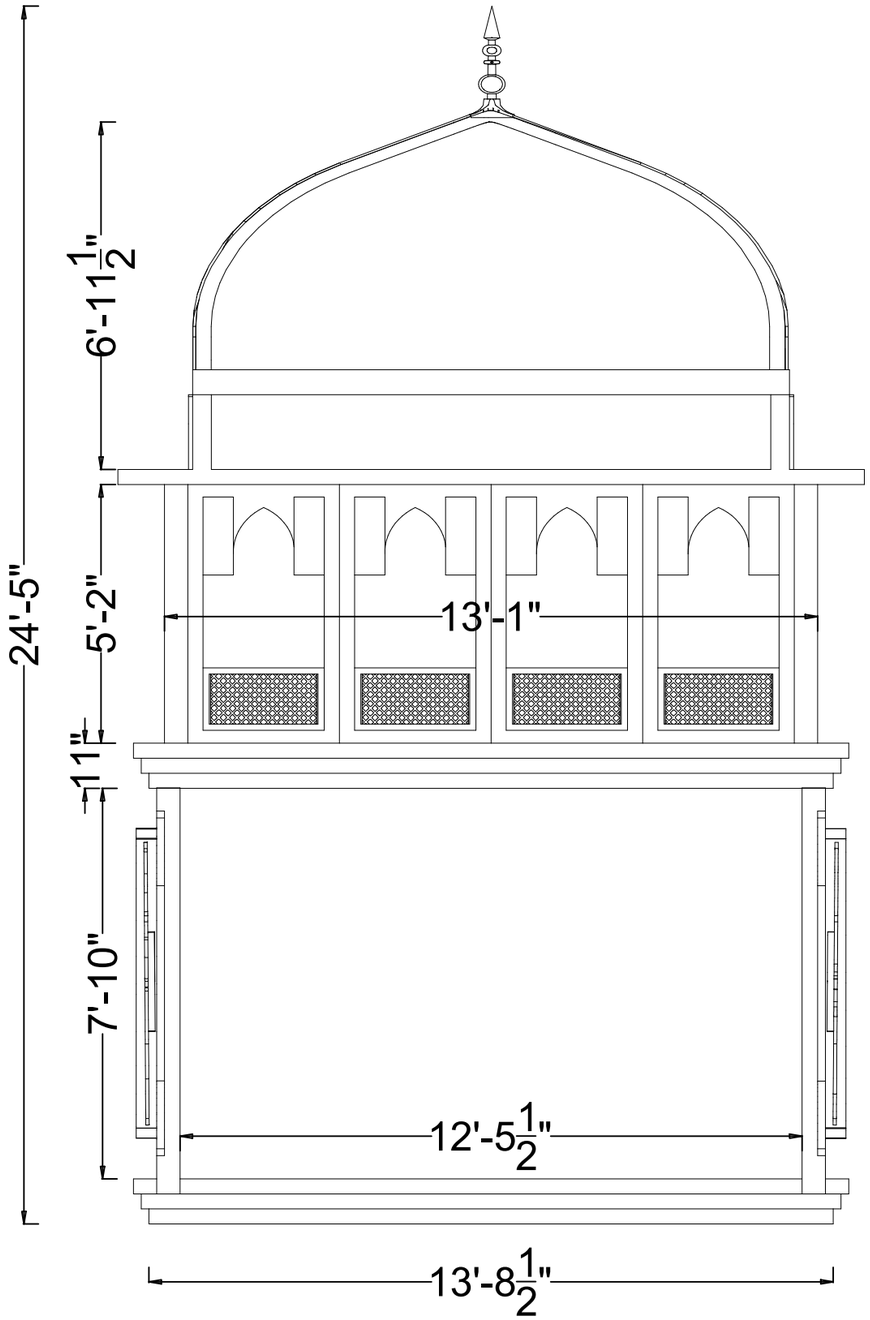



ADDITION & REVISION					
ADD./REV. NO.	DATE	DESCRIPTION	DES. BY	CHK. BY	APP. BY

NEW VISION ENGINEERING CONSULTANT
Head Office: Office No.B-6 Second Floor Masood Arcade
IJP Road Islamabad.
Ph: +92-51-4848375, Fax: +92-51-4848375
Email: newvisionec@yahoo.com
Regional Office: 287-A Street # 6, Cavalry Ground ,Lahore
Ph: +92-42-37250130

PROJECT: "PROVISION OF MISSING FACILITIES FOR THE SHAIKH AYAZ UNIVERSITY SHIKARPUR"

TITLE: ADMINISTRATION BLOCK
CLOCK SECTION AT A-A

CAD filename:

CLIENT: THE SHAIKH AYAZ UNIVERSITY

DESIGNED BY: AR. SALMAN	APPROVED BY: S A	DATE : AUGUST, 2022
DRAWN BY: RANA ALI HAIDER	JOB NO.	SCALE: N.T.S

DRG. NO. AR-11a

GENERAL TECHNICAL NOTES

1. Figured dimensions are to be followed.
2. Class "A" kiln burnt brick with minimum crushing strength of 2000 PSI should be used & joint at end should be sloppy, Vertical toothed joint at corners are prohibited.
3. A steel G-60 deformed steel should be used in beams footing slabs and water retaining structures, in columns, for all diameters.
4. All steel should be checked for its quality and placement DETAIL as shown in drawings.
5. Extra care is required for proper placement of top reinforcement at support sections and cantilevers.
6. Dotted bars designate top reinforcement.
7. Provide L- shaped end hooks for all bars at discontinuous ends in footings, walls, beams and slabs as shown in drawings.
8. Lap length should be followed As except specified:-
   (a) 1" Ø = 60"
   (b) 3/4" Ø = 45"
   (c) 5/8" Ø = 36"
   (d) 1/2" Ø = 30"
   (e) 3/8" Ø = 23"

09. Provide 3/8" dia at 12" c/c as distribution steel if not shown in drawings.

10. Minimum concrete cover.
    a) Footing = 2"
    b) Slabs = 3/4"
    c) Beams = 1½"
    d) Columns = 1½"
    e) Water tank and retaining wall
    i- Water/earth face or exposed to weather = 2"
    ii- Other faces = 1"

11. All footing should be taken below the original Ground Level to achieve the minimum depth as shown in drawings. Footing should not be placed on uncompacted fill area.
12. All drawings should be read in conjunction with Architectural Drawings.
13. Contractor will co-ordinate all drawings such as architectural, structural, electrical, mechanical, water supply, drainage etc: before execution of work.
14. Standard ACI 318, Astm C 33 and Astm A-615 use for structural concrete
15. Fine modulus of fine aggregate varies from 2- 3.5mm
    For concrete use 2.9- 3.2mm
    For plaster use 2.2- 3.6mm

QUALITY OF CONCRETE

1. FOOTINGS & RETAINING WALLS.
   Minimum concrete compressive strength for 6"x12" cylinder to be 3000 psi at 28 days age. Concrete Nominal Mix 1:2:4 or more rich to provide specified strength (Equivalent 6"x6"x6" cube strength 3750 psi)

2. COLUMNS.
   Minimum concrete compressive strength for 6"x12" cylinder to be 4000 psi at 28 days age. Concrete Nominal Mix to be 1:1½:3 or more rich to provide specified strength

3. BEAMS, RIBS & SLABS.
   Minimum concrete compressive strength for 6"x12" cylinder to be 3000 psi at 28 days age.Concrete Nominal Mix to be 1:2:4 or more rich to provide specified strength (Equivalent 6"x6"x6" cube strength 3750 psi)
4. Use of plasticizers recommended to reduce the water cement ratio and increase workability of concrete.
5. All concrete mixes to be used, should be got designed & approved before execution of work.
6. Quality, size and gradation of aggregates (fine & course) as used during the mix design, should be strictly adhered with.
7. The Design is in accordance with Seismic Zone 2A.

NOTES

1. ALL LAYOUT DIMENSIONS AND F.FLOOR LEVELS TO BE AS PER ARCH DRAWING.
2. PROVIDE PLINTH BEAM PB AT PLINTH LEVEL, WALL BEAMS AT SLAB LEVEL.
3. PROVIDE #2 DOUBLE-LEG TIE BARS AT 12" CENTRES AT COMMON JOINT BETWEEN WALLS AND COLUMNS. THESE BARS SHOULD PASS INTO WALLS ON EACH SIDE OF COLUMNS.

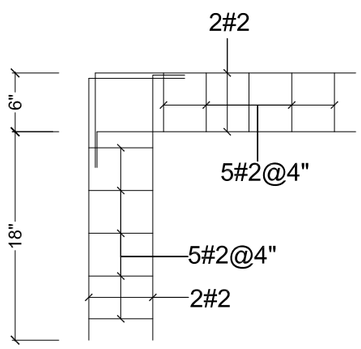

PLAN OF BRICK WALL TIE FOR CORNER JOINT

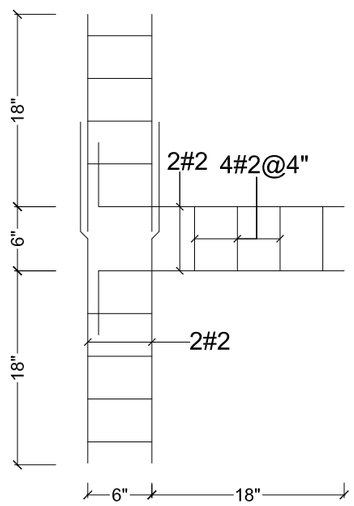

PLAN OF BRICK WALL TIE FOR T- JOINT

REINFORCING STEEL

REINFORCING STEEL fy = 60,000 psi			
BAR NO.	BAR DIA (IN.)	DEVELOPMENT LENGTH (INCH) IN TENSION	
		f'_c= 3000 psi	f'_c= 4000 psi
#3	0.375	17"	15"
#4	0.500	22"	19"
#5	0.625	28"	24"
#6	0.750	33"	29"
#7	0.875	48"	42"
#8	1.000	55"	48"
BAR NO.	BAR DIA (IN.)	DEVELOPMENT LENGTH (INCH) IN COMPRESSION	
		f'_c= 3000 psi	f'_c= 4000 psi
#3	0.375	9"	8"
#4	0.500	11"	10"
#5	0.625	14"	12"
#6	0.750	17"	15"
#7	0.875	20"	17"
#8	1.000	22"	19"
BAR NO.	BAR DIA (IN.)	SPLICE LENGTH (INCH) IN TENSION	
		f'_c= 3000 psi	f'_c= 4000 psi
#3	0.375	22"	20"
#4	0.500	29"	25"
#5	0.625	37"	32"
#6	0.750	43"	38"
#7	0.875	63"	55"
#8	1.000	72"	63"

REINFORCING STEEL fy = 40,000 psi			
BAR NO.	BAR DIA (IN.)	DEVELOPMENT LENGTH (INCH) IN TENSION	
		f'_c= 3000 psi	f'_c= 4000 psi
#3	0.375	12"	12"
#4	0.500	15"	13"
#5	0.625	19"	17"
#6	0.750	23"	20"
#7	0.875	33"	28"
#8	1.000	37"	32"

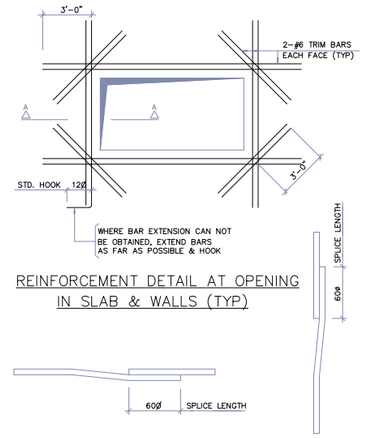

REINFORCEMENT DETAIL AT OPENING IN SLAB & WALLS (TYP)

BEAM SPLICE (TYP)

COLUMN SPLICE (TYP)

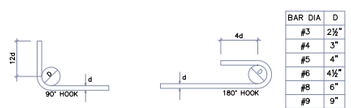

BAR DIA	D
#3	2½"
#4	3"
#5	4"
#6	4½"
#8	6"
#9	9"
#11	11"

STANDARD BAR HOOKS

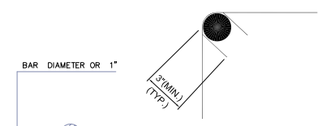

TYPICAL DETAIL 'X'

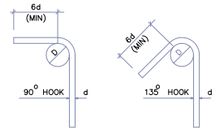

BAR DIA	D
ø3	1½"
ø4	2"
ø5	2½"

STIRRUPS AND TIE HOOKS

BAR SPACING IN BEAM

VERTICAL BAR SPACING

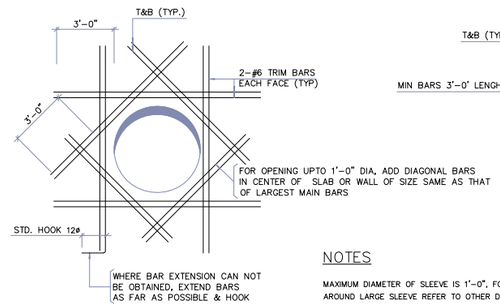

NOTES

MAXIMUM DIAMETER OF SLEEVE IS 1'-0", FOR TRIM BARS AROUND LARGE SLEEVE REFER TO OTHER DETAIL.

REINFORCEMENT AROUND SLEEVE IN SLAB & WALLS (TYP)

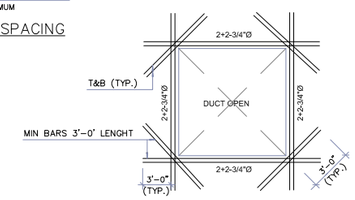

TYP. DUCT OPENING DETAIL

ADDITION & REVISION					
ADD./REV. NO.	DATE	DESCRIPTION	DES. BY	CHK. BY	APP. BY

NEW VISION ENGINEERING CONSULTANT
Head Office: Office No.B-6 SECOND FLOOR Masood Arcade
IJP Road Islamabad.
Ph: +92-51-4848375, Fax: +92-51-4848375
Email: newvisionec@yahoo.com
Regional Office: 287-A Street # 6, Cavalry Ground ,Lahore
Ph: +92-42-37250130

PROJECT: "PROVISION OF MISSING FACILITIES FOR THE SHAIKH AYAZ UNIVERSITY SHIKARPUR"

TITLE: GENERAL NOTES

CLIENT: SHAIKH AYAZ UNIVERSITY SHIKARPUR

DESIGNED BY: ENG. DANISH	APPROVED BY:	DATE : AUG, 2022
DRAWN BY: HAMZA MUJAHID	JOB NO.	SCALE: N.T.S
DRG. NO. ST-02		

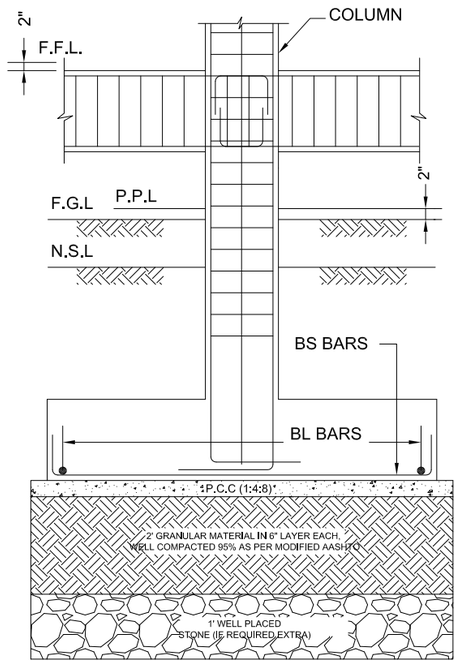

SECTION 1-1
REINFORCEMENT DETAILS

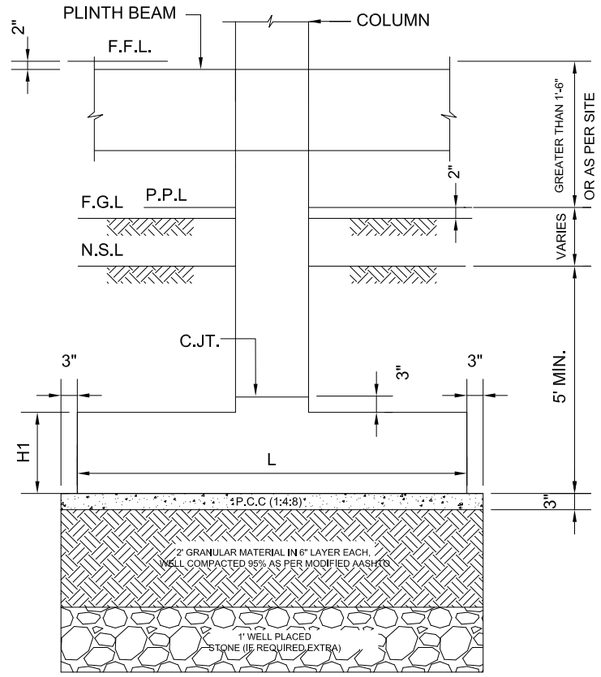

SECTION 2-2
CONCRETE OUTLINE

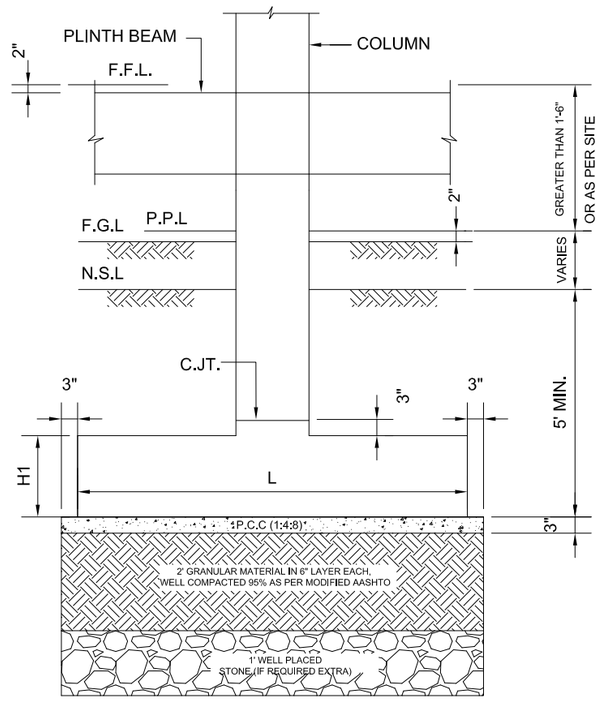

SECTION 3-3
CONCRETE OUTLINE

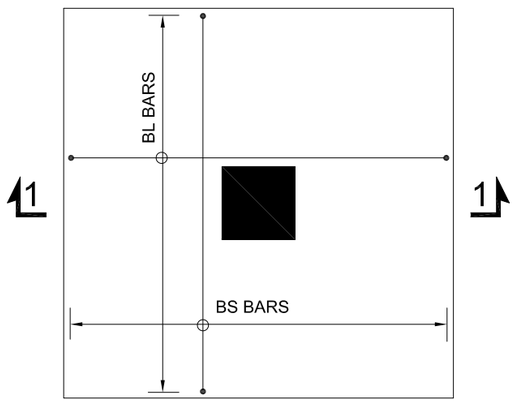

ISOLATED FOOTING (TYP.)
REINFORCEMENT DETAILS

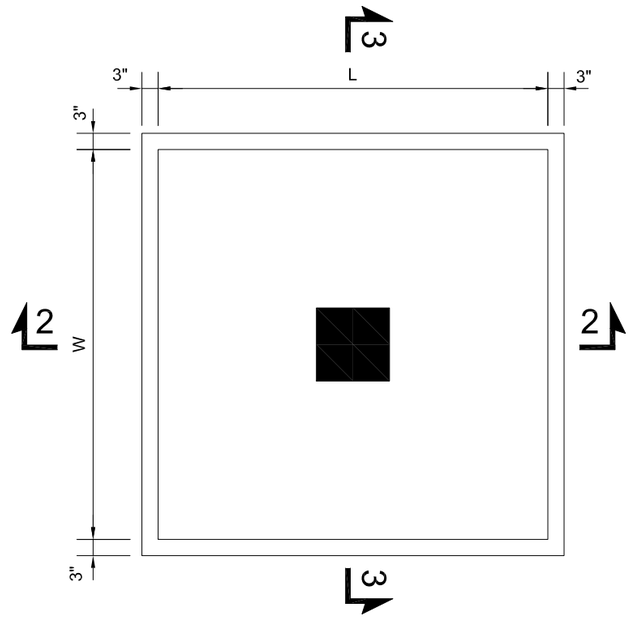

ISOLATED FOOTING (TYP.)
CONCRETE OUTLINE

ADDITION & REVISION					
ADD./REV. NO.	DATE	DESCRIPTION	DES. BY	CHK. BY	APP. BY

NEW VISION ENGINEERING CONSULTANT
Head Office: Office No.B-6, SECOND FLOOR Masood Arcade
I/8 Road Islamabad.
Ph: +92-51-4846275, Fax: +92-51-4843375
Email: newvision@yahoo.com
Regional Office: 287-A Street 9 Cavalry Ground Lahore
Ph: +92-42-37250130

PROJECT: "PROVISION OF MISSING FACILITIES FOR THE SHAIKH AYAZ UNIVERSITY SHIKARPUR"

TITLE: FOUNDATION SECTION

CLIENT: SHAIKH AYAZ UNIVERSITY SHIKARPUR

DESIGNED BY: ENG. DANISH	APPROVED BY:	DATE : AUG, 2022
DRAWN BY: HAMZA MUJAHID	JOB NO.	SCALE: N.T.S
DRG. NO. ST-08		

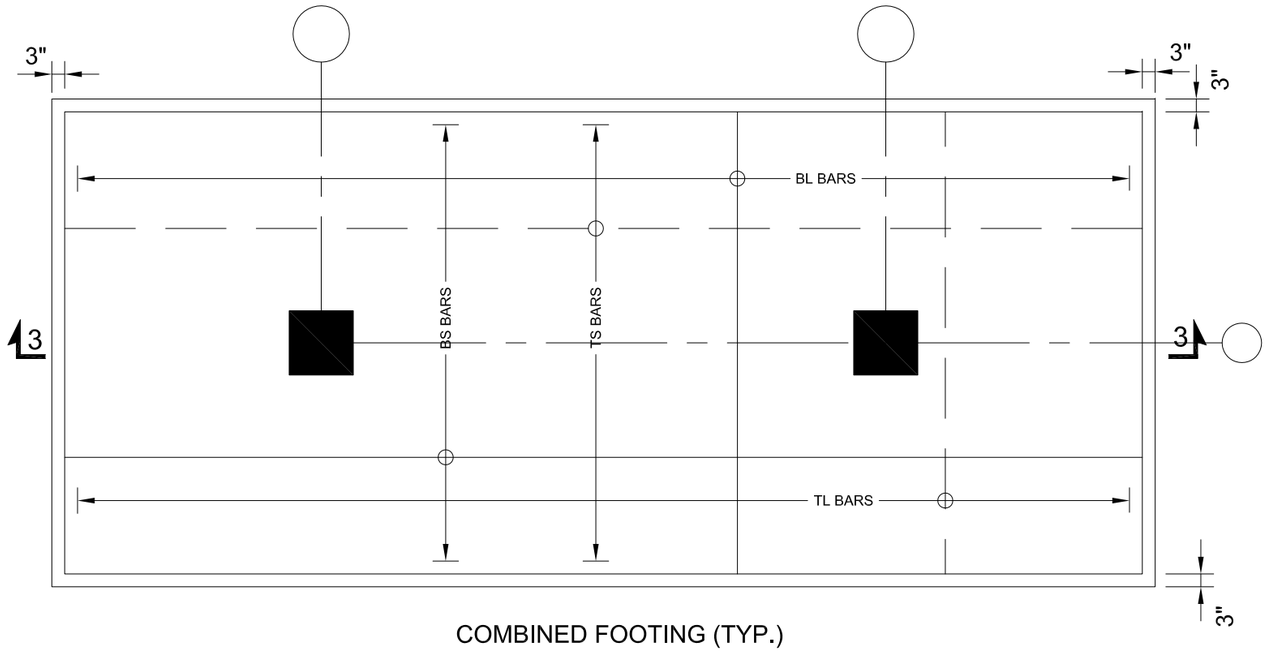

COMBINED FOOTING (TYP.)
REINFORCEMENT DETAILS

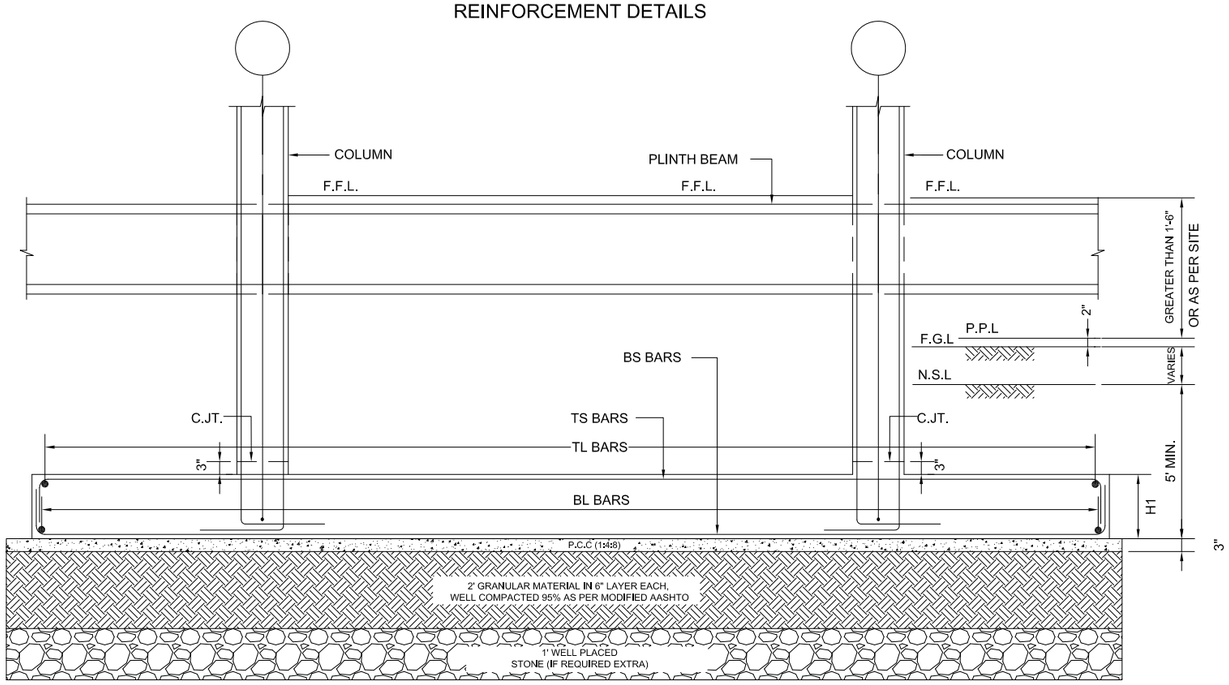

SECTION 3-3

ADDITION & REVISION					
ADD./REV. NO.	DATE	DESCRIPTION	DES. BY	CHK. BY	APP. BY

NEW VISION ENGINEERING CONSULTANT
Head Office: Office No.B-6 SECOND FLOOR Masood Arcade
IJP Road Islamabad.
Ph: +92-51-4848375, Fax: +92-51-4848375
Email: newvisionec@yahoo.com
Regional Office: 287-A Street # 6, Cavalry Ground ,Lahore
Ph: +92-42-37250130

PROJECT:
"PROVISION OF MISSING FACILITIES FOR THE SHAIKH AYAZ UNIVERSITY SHIKARPUR"

TITLE:
FOUNDATION SECTION

CLIENT:
SHAIKH AYAZ UNIVERSITY SHIKARPUR

DESIGNED BY: ENG. DANISH	APPROVED BY:	DATE : AUG, 2022
DRAWN BY: HAMZA MUJAHID	JOB NO.	SCALE: N.T.S
DRG. NO. ST-09		

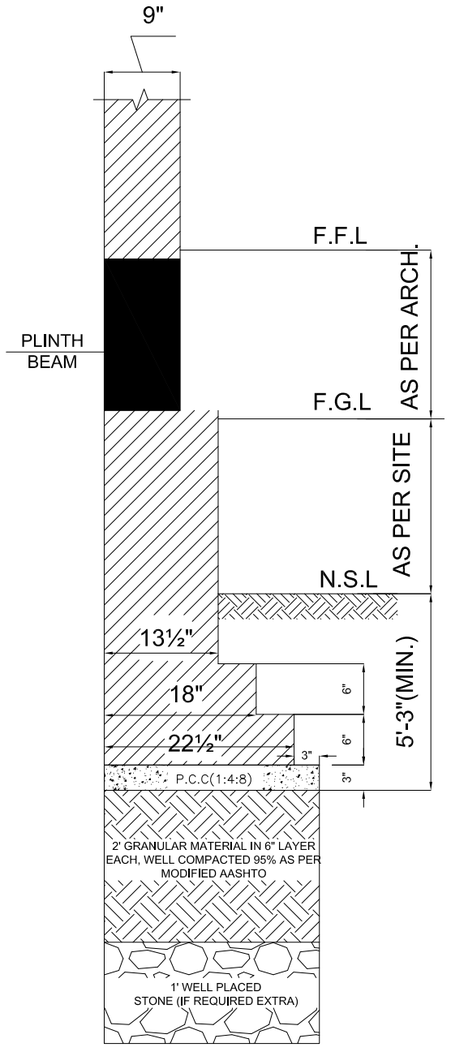

SECTION 1-1
TOE WALL DETAIL

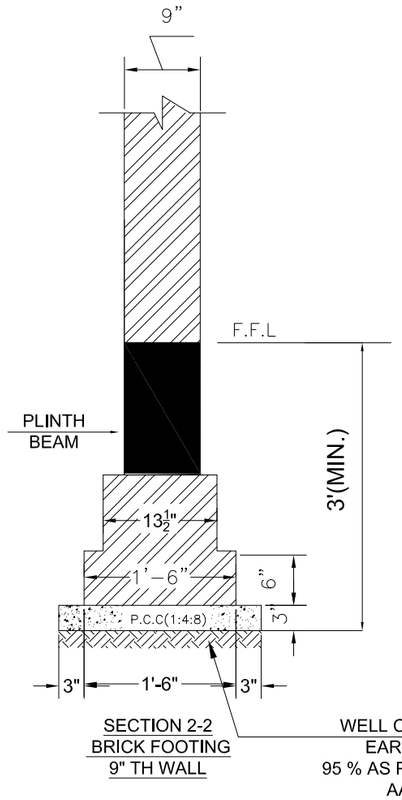

SECTION 2-2
BRICK FOOTING
9" TH WALL

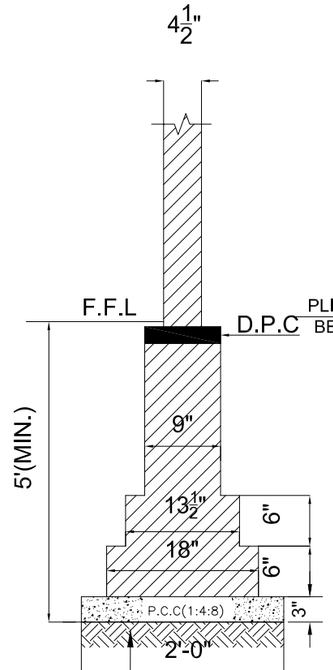

SECTION 3-3
BRICK FOOTING
4½" TH WALL

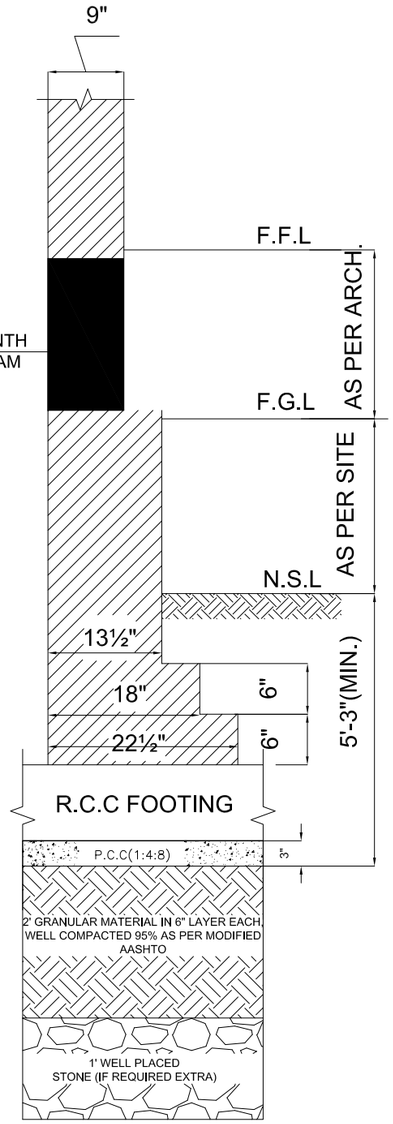

SECTION 4-4
TOE WALL DETAIL

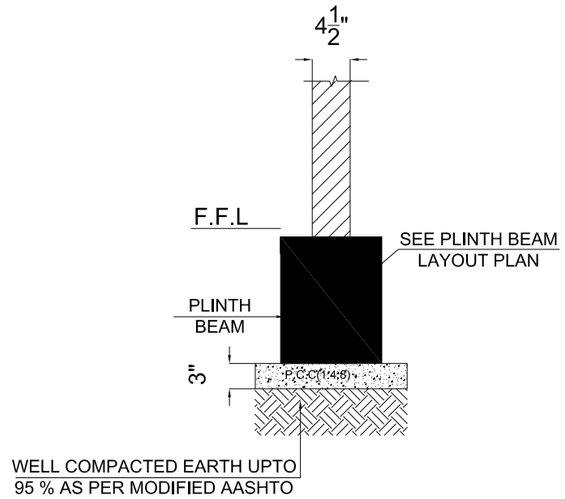

SECTION 5-5
TYPICAL INTERNAL 4½" THICK WALL ON PLINTH BEAM

ADDITION & REVISION					
ADD./REV. NO.	DATE	DESCRIPTION	DES. BY	CHK. BY	APP. BY

NEW VISION ENGINEERING CONSULTANT
Head Office: Office No.B-6 SECOND FLOOR Masood Arcade
IJP Road Islamabad.
Ph: +92-51-4848375, Fax: +92-51-4848375
Email: newvisionec@yahoo.com
Regional Office: 287-A Street # 6, Cavalry Ground ,Lahore
Ph: +92-42-37250130

PROJECT:
"PROVISION OF MISSING FACILITIES FOR THE SHAIKH AYAZ UNIVERSITY SHIKARPUR"

TITLE:
BRICK MASONRY FOOTING SECTION

CLIENT:
SHAIKH AYAZ UNIVERSITY SHIKARPUR

DESIGNED BY: ENG. DANISH	APPROVED BY:	DATE : AUG, 2022
DRAWN BY: HAMZA MUJAHID	JOB NO.	SCALE: N.T.S
DRG. NO. ST-11		

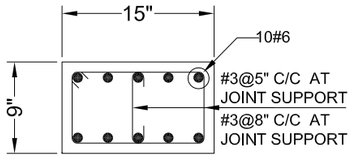

COLUMN
C1

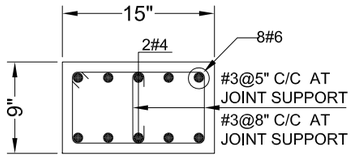

COLUMN
C2

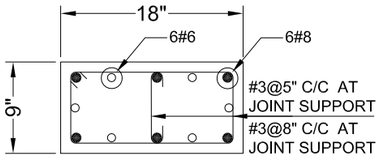

COLUMN
C3

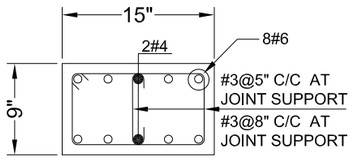

COLUMN
C4

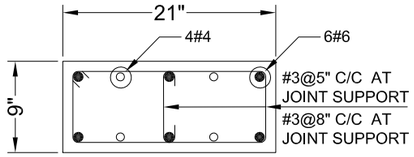

COLUMN
C5

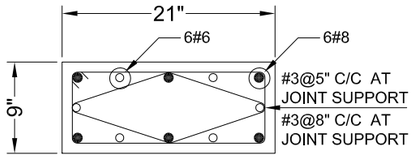

COLUMN
C6

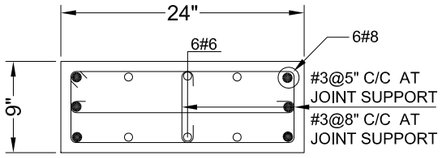

COLUMN
C7

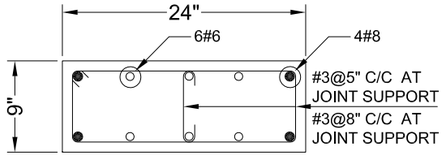

COLUMN
C8

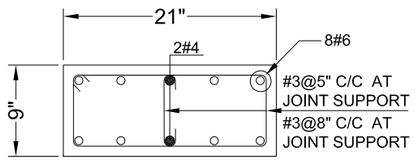

COLUMN
C9

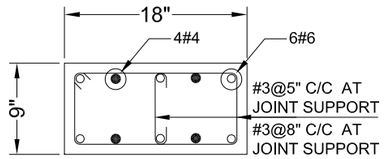

COLUMN
C10

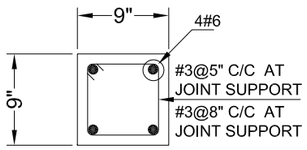

COLUMN
C11

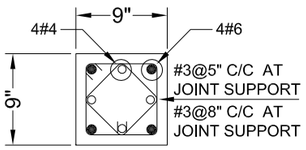

COLUMN
C12

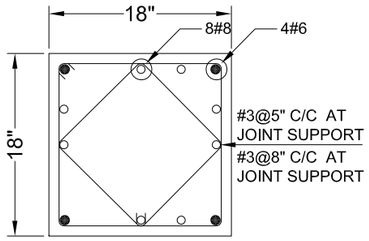

COLUMN
C13

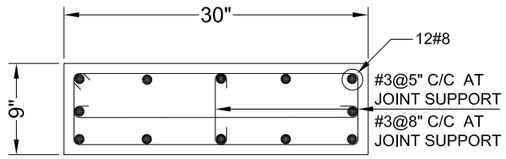

COLUMN
C14

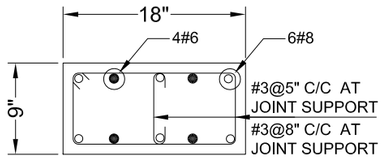

COLUMN
C15

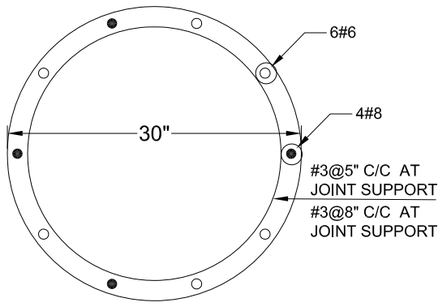

COLUMN AT
BOTTOM C16

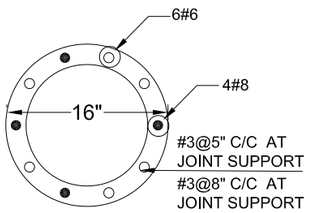

COLUMN AT TOP
C16

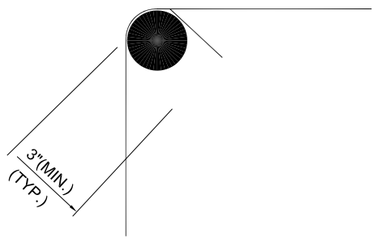

DETAIL 'X'

ADDITION & REVISION					
ADD./REV. NO.	DATE	DESCRIPTION	DES. BY	CHK. BY	APP. BY

NEW VISION ENGINEERING CONSULTANT
Head Office: Office No.B-6 SECOND FLOOR Masood Arcade
IJP Road Islamabad.
Ph: +92-51-4848375, Fax: +92-51-4848375
Email: newvisionec@yahoo.com
Regional Office: 287-A Street # 6, Cavalry Ground ,Lahore
Ph: +92-42-37250130

PROJECT:
"PROVISION OF MISSING FACILITIES FOR THE SHAIKH AYAZ UNIVERSITY SHIKARPUR"

TITLE:
COLUMN SECTION

CLIENT:
SHAIKH AYAZ UNIVERSITY SHIKARPUR

DESIGNED BY: ENG. DANISH	APPROVED BY:	DATE : AUG, 2022
DRAWN BY: HAMZA MUJAHID	JOB NO.	SCALE: N.T.S
DRG. NO. ST-13		

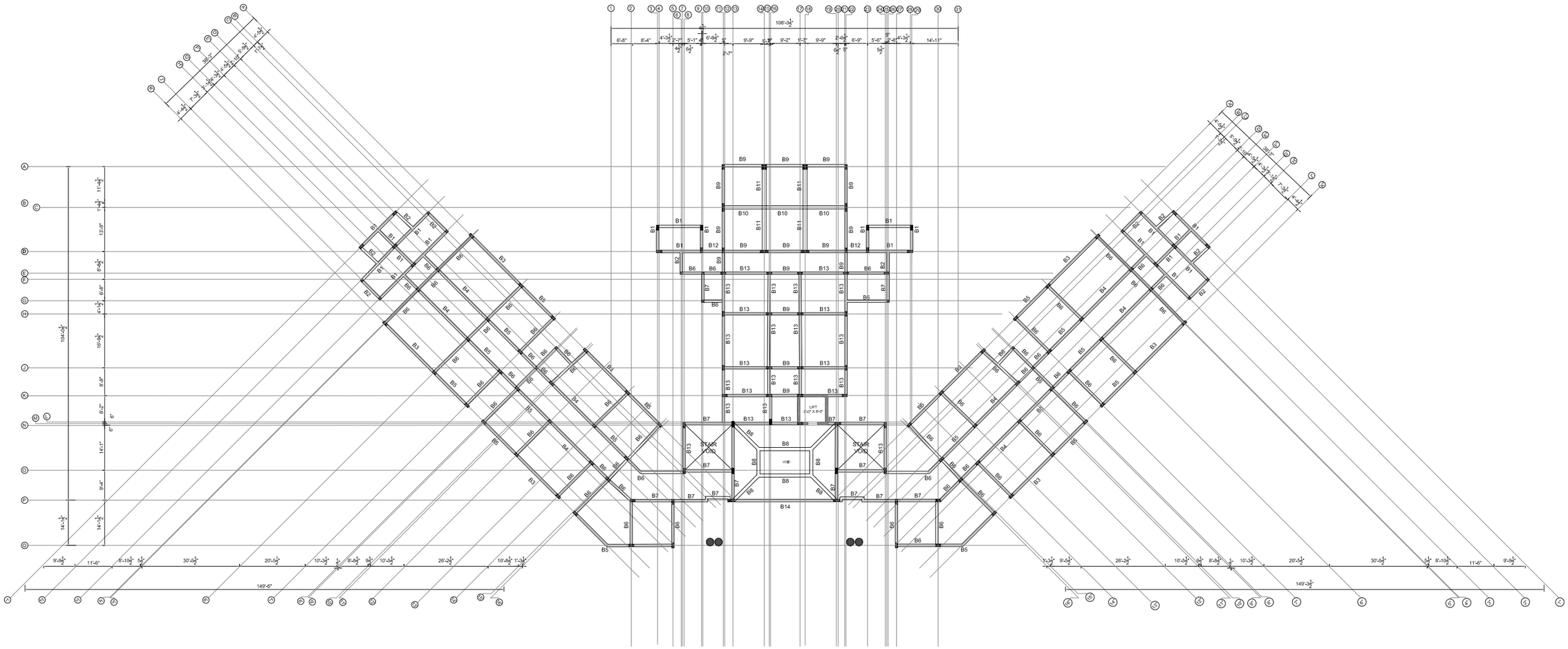

GROUND FLOOR BEAMS LAYOUT PLAN

FOR MORE DETAIL REFER TO ARCHITECTURAL DRAWINGS

ADDITION & REVISION					
ADD./REV. NO.	DATE	DESCRIPTION	DES. BY	CHK. BY	APP. BY

NEW VISION ENGINEERING CONSULTANT
Head Office: Office No.B-6 SECOND FLOOR Masood Arcade
IJP Road Islamabad.
Ph: +92-51-4848375, Fax: +92-51-4848375
Email: newvisionec@yahoo.com
Regional Office: 287-A Street # 6, Cavalry Ground ,Lahore
Ph: +92-42-37250130

PROJECT:
"PROVISION OF MISSING FACILITIES FOR THE SHAIKH AYAZ UNIVERSITY SHIKARPUR"

TITLE:
GROUND FLOOR BEAM LAYOUT PLAN

CLIENT:
SHAIKH AYAZ UNIVERSITY SHIKARPUR

DESIGNED BY: ENG. DANISH	APPROVED BY:	DATE : AUG, 2022
DRAWN BY: HAMZA MUJAHID	JOB NO.	SCALE: N.T.S
DRG. NO. ST-16		

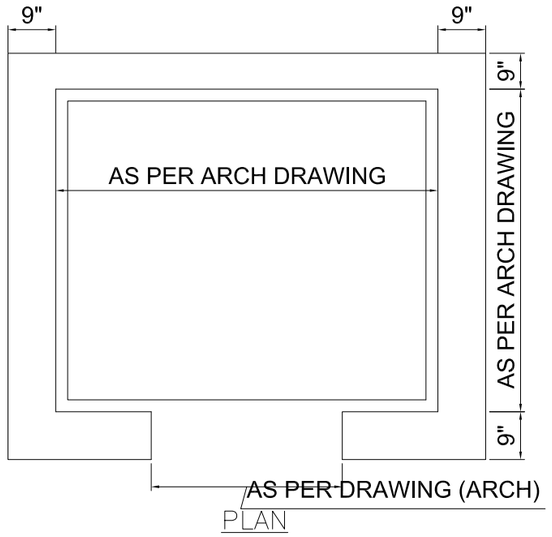

PLAN

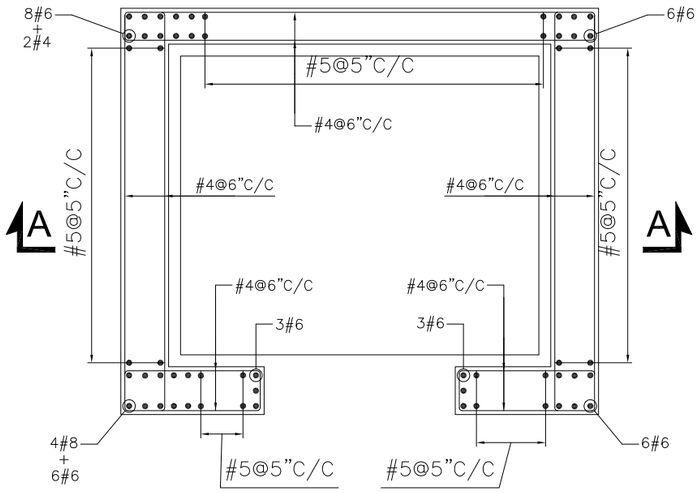

REINFORCEMENT DETAIL

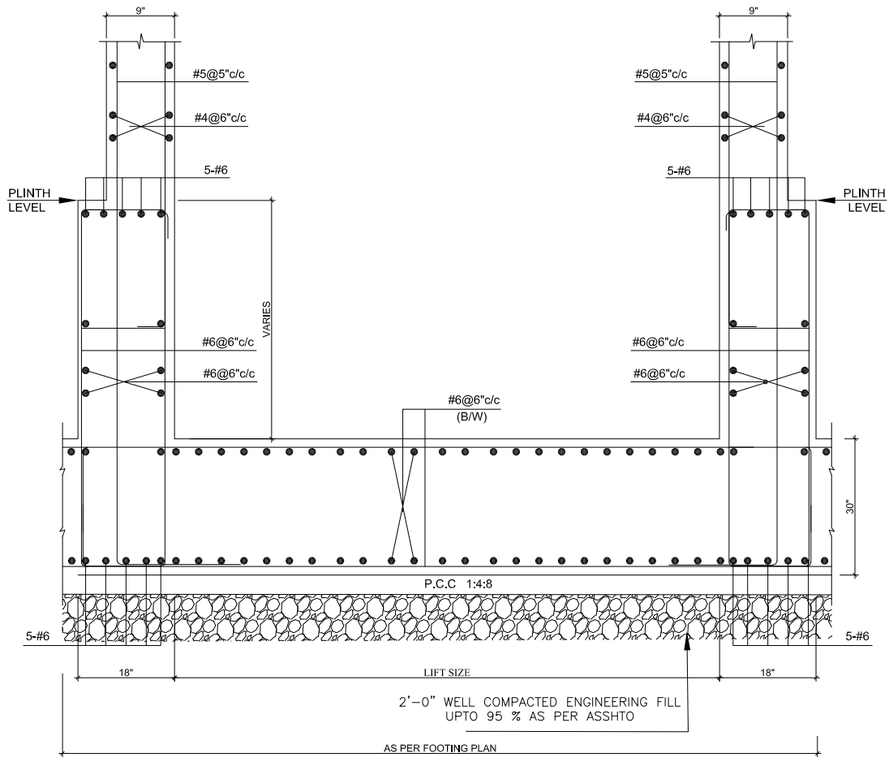

LIFT SECTION A-A

ADDITION & REVISION					
ADD./REV. NO.	DATE	DESCRIPTION	DES. BY	CHK. BY	APP. BY

NEW VISION ENGINEERING CONSULTANT
Head Office: Office No.B-6 SECOND FLOOR Masood Arcade
IJP Road Islamabad.
Ph: +92-51-4848375, Fax: +92-51-4848375
Email: newvisionec@yahoo.com
Regional Office: 287-A Street # 6, Cavalry Ground ,Lahore
Ph: +92-42-37250130

PROJECT:
"PROVISION OF MISSING FACILITIES FOR THE SHAIKH AYAZ UNIVERSITY SHIKARPUR"

TITLE:
LIFT DETAIL

CLIENT:
SHAIKH AYAZ UNIVERSITY SHIKARPUR

DESIGNED BY: ENG. DANISH	APPROVED BY:	DATE : AUG, 2022
DRAWN BY: HAMZA MUJAHID	JOB NO.	SCALE: N.T.S
DRG. NO. ST-34		

G E N E R A L N O T E S

ELECTRICAL SYSTEMS

1. FOLLOWING NOTES SHALL IN GENERAL APPLY TO ALL ELECTRICAL DRAWINGS. THE INSTRUCTIONS IN THESE NOTES SHALL BE FOLLOWED UNLESS STATED OTHERWISE.
2. THESE NOTES SHALL BE APPLICABLE TO THE ENTIRE ELECTRICAL WORKS. IF THE SITE CONDITIONS NECESSITATE ANY ALTERATIONS OR DEVIATIONS THE DIRECTIONS OF THE ENGINEER SHALL BE OBSERVED AS FINAL INSTRUCTIONS.
3. ALL ELECTRICAL DRAWINGS SHALL BE READ IN CONJUNCTION WITH BOQ, TECHNICAL SPECIFICATIONS, ARCHITECTURAL, STRUCTURAL, PLUMBING AND HVAC DRAWINGS & ALL OTHER RELEVANT DETAILS.
4. DIMENSIONS/MEASUREMENTS GIVEN IN LAYOUT AND DETAILED DRAWINGS ARE APPROXIMATE. THE CONTRACTOR SHALL BE RESPONSIBLE TO CALCULATE THE ACTUAL DIMENSIONS/ MEASUREMENTS ACCORDING TO STRUCTURAL AND ARCHITECTURAL DRAWINGS.
5. THE CONTRACTOR SHALL SUBMIT SHOP DRAWINGS WITH ALL RELEVANT DETAILS TO THE ENGINEER FOR APPROVAL ACCORDING TO THE GENERAL CONDITIONS OF CONTRACT WELL IN TIME BEFORE COMMENCEMENT OF THAT WORK.
6. PROPER CO-ORDINATION OF ELECTRICAL WORKS WITH OTHER SERVICES SHALL BE CARRIED OUT AT SITE.
7. ALL NON - CURRENT CARRYING PARTS i.e. OUTER CASINGS OF EQUIPMENT SUCH AS HT & LT PANELS, DISTRIBUTIONS BOARDS, CABLE TRAYS, AUXILIARY CONSTRUCTIONS FOR EQUIPMENT ETC. SHALL BE CONNECTED TO THE GROUNDING/ EARTHING SYSTEM AT REQUIRED NUMBER OF POINTS WITH SPECIFIED SIZES OF CONDUCTORS. WATER PIPES ALONG ELECTRICAL LINE SHALL BE BONDED TO THE EARTHING SYSTEM WITH 10 sq.mm. SINGLE CORE, COPPER CONDUCTOR PVC CABLE.
8. ELECTRICAL POINTS FOR EQUIPMENT SHALL BE INSTALLED IN CO-ORDINATION WITH THE RELEVANT DRAWINGS OF OTHER SERVICES, SUCH AS COMMUNICATION SYSTSMS, HVAC, PLUMBING ETC. THE LOCATION ON ELECTRICAL DRAWINGS IS ONLY INDICATIVE.
9. ARRANGEMENT OF ELECTRICAL EQUIPMENTS ON ELECTRICAL DRAWINGS ARE TENTATIVE. EXACT ARRANGEMENT OF EQUIPMENTS SHALL BE MADE IN VIEW OF ITS PHYSICAL DIMENSIONS AND EASE OF MAINTENANCE. AND AS PER SITE REQUIREMENTS.
10. LOADS ON ALL PHASES SHALL BE BALANCED AT THE TESTING/ COMMISSIONING STAGE.
11. CONDUIT/DUCT RUN UNDER FLOOR SHALL HAVE A MINIMUM COVER OF TWO INCHES FROM TOP OF CONDUIT/DUCT TO FINISH FLOOR LEVEL.
12. RUN GREEN-YELLOW OR GREEN SINGLE CORE PVC INSULATED COPPER CONDUCTOR CABLE OF SPECIFIED SIZES AS PROTECTIVE EARTH CONDUCTOR (ECC) ALL ALONG LIGHT AND POWER WIRING. WHEREVER THE SIZE IS NOT SPECIFIED THE FOLLOWING CRITERIA SHALL BE OBSERVED TO DETERMINE MINIMUM CROSS SECTIONAL AREA OF EARTH CONTINUITY CONDUCTOR (ECC) IN RELATION TO THE AREA OF ITS PHASE CONDUCTORS. RUN SEPARATE ECC FOR EACH CIRCUIT.
   - ECC & PHASE CONDUCTOR OF SAME SIZE FOR UPTO AND INCLUDING 16 SQMM CABLES
   - 16 SQMM ECC FOR PHASE CONDUCTOR OF 16 SQMM, 25SQMM & 35 SQMM CABLES
   - FOR CABLES OF 50 SQMM AND ABOVE SIZES, ECC IS HALF SIZE OF PHASE CONDUCTOR.
   - MAXIMUM SIZE OF ECC IS 70 SQMM.

ELECTRICAL SYSTEMS

13. THE MAXIMUM CAPACITY OF PVC CONDUITS FOR SIMULTANEOUS DRAWING OF PVC INSULATED CABLES SHALL BE DETERMINED AS PER BS 4607. THE FOLLOWING TABLE SHALL BE USED TO DETERMINE THE MAXIMUM NUMBER OF CABLES.

S. #	NOMINAL CONDUCTOR SIZE(SQMM)	NO. & DIA OF WIRES	NOMINAL OVERALL DIA	20 MM DIA (3/4" DIA)	25 MM DIA (1" DIA)	32 MM DIA (1¼ " DIA)
1	1.5	1/1.38	3.1	10	18	30
2	2.5	1/1.78	3.5	8	14	23
3	2.5	7/0.67	3.8	7	12	20
4	4	7/0.85	4.3	5	9	15
5	6	7/1.04	4.9	4	7	12
6	10	7/1.35	6.2	2	4	7
7	16	7/1.70	7.3	-	3	5
8	25	7/2.14	9.0	-	2	3
9	35	19/1.53	10.3	-	-	2

14. NORMAL & EMERGENCY CIRCUITS SHALL RUN IN SEPARATE CONDUITS.
15. ALL WIRING FOR CONTROLS SHALL BE CARRIED OUT WITH 1 CORE PVC CABLES OF SPECIFIED VOLTAGE GRADE AND SIZES.
16. THE WIRING SHALL BE CONTINUOUS LOOPING-IN TYPE AND NO JOINT IN WIRES SHALL BE ALLOWED.
17. THE WIRING SYSTEM SHALL BE CARRIED OUT ONLY AFTER THE CONDUIT SYSTEM IS COMPLETELY INSTALLED AND ALL OUTLET BOXES, ETC. ARE FIXED IN POSITION.
18. MOUNTING HEIGHTS OF ELECTRICAL FITTINGS WHEN MEASURED FROM FINISHED FLOOR LEVEL (F.F.L.) TO THE BOTTOM OF FITTINGS SHALL BE AS UNDER, UNLESS OTHERWISE SHOWN OR INSTRUCTED.

MAIN SWITCH BOARD	48 INCHES
DISTRIBUTION BOARD	48 INCHES
CONTROL PANEL	48 INCHES
ON/OFF PUSH BUTTON STATION	48 INCHES
DIMMER CONTROL UNIT	48 INCHES
LIGHT CONTROL SWITCH (ONE WAY/TWO WAY)	48 INCHES
5A SOCKET OUTLETS IN GENERAL AREAS	10 INCHES
15A SOCKET OUTLETS IN GENERAL AREAS	10 INCHES
20A SOCKET OUTLETS IN GENERAL AREAS	10 INCHES
15A SOCKET OUTLETS IN KITCHEN (ABOVE COUNTER)	10 INCHES
15A SOCKET OUTLETS IN TOILETS	66 INCHES
16A TP 5PIN INDUSTRIAL SOCKET OUTLETS IN LABS.	48 INCHES
32A TP 5PIN INDUTRIAL SOCKET OUTLETS IN LABS	48 INCHES
63A TP 5PIN INDUTRIAL SOCKET OUTLETS IN LABS.	48 INCHES
CEILING FAN	96 INCHES
WALL FAN	84 INCHES
EXHAUST FAN	REFER ARCH. DRGS.

COMMUNICATION SYSTEMS

1. FOLLOWING NOTES SHALL IN GENERAL APPLY TO ALL COMMUNICATION SYSTEMS DRAWINGS. THE INSTRUCTIONS IN THESE NOTES SHALL BE FOLLOWED UNLESS STATED OTHERWISE.
2. THESE NOTES SHALL BE APPLICABLE TO THE ENTIRE COMMUNICATION SYSTEMS WORKS. IF THE SITE CONDITIONS NECESSITATE ANY ALTERATIONS OR DEVIATIONS THE DIRECTIONS OF THE ENGINEER SHALL BE OBSERVED AS FINAL INSTRUCTIONS.
3. ALL COMMUNICATION SYSTEMS DRAWINGS SHALL BE READ IN CONJUNCTION WITH TECHNICAL SPECIFICATIONS, ITEMS OF B.O.Q., ARCHITECTURAL STRUCTURAL, HVAC, PLUMBING DRAWINGS AND ALL OTHER RELEVANT DETAILS.
4. DIMENSIONS/MEASUREMENTS GIVEN IN LAYOUT AND DETAILED DRAWINGS ARE APPROXIMATE. THE CONTRACTOR SHALL BE RESPONSIBLE TO CALCULATE THE ACTUAL DIMENSIONS/MEASUREMENTS ACCORDING TO STRUCTURAL AND ARCHITECTURAL DRAWINGS.
5. THE CONTRACTOR SHALL SUBMIT SHOP DRAWINGS WITH ALL RELEVANT DETAILS TO THE ENGINEER FOR APPROVAL ACCORDING TO THE GENERAL CONDITIONS OF CONTRACT WELL IN TIME BEFORE COMMENCEMENT OF THAT WORK.
6. PROPER CO-ORDINATION OF COMMUNICATION SYSTEMS WORKS WITH OTHER SERVICES SHALL BE CARRIED OUT AT SITE.
7. TELEPHONE SYSTEM SHALL BE COMPLETE WITH INSTRUMENTS, EQUIPMENT AND INTERCONNECTING WIRING, TELEPHONE EXCHANGE, TELEPHONE OUTLETS, JUNCTION BOXES, CONDUITS OF SPECIFIED SIZES IN THE BUILDING, AND UNDERGROUND PIPES OF SPECIFIED SIZES SHOWN ON DRAWINGS SHALL BE PROVIDED. WHERE SIZE OF CONDUIT/PIPE IS NOT SPECIFIED SUITABLE SIZE SHALL BE INSTALLED AS DIRECTED BY THE ENGINEER.
8. POINTS FOR COMMUNICATION SYSTEMS EQUIPMENT SHALL BE INSTALLED IN CO-ORDINATION WITH THE RELEVANT DRAWINGS OF OTHER SERVICES, SUCH AS ELECTRICAL, HVAC, PLUMBING ETC. THE LOCATION ON COMMUNICATION SYSTEMS DRAWINGS IS ONLY INDICATIVE.
9. ARRANGEMENT OF COMMUNICATION SYSTEMS EQUIPMENTS ON DRAWINGS ARE TENTATIVE EXACT ARRANGEMENT OF EQUIPMENTS SHALL BE MADE IN VIEW OF ITS PHYSICAL DIMENSIONS AND EASE OF MAINTENANCE.
10. CONDUIT/DUCT RUN UNDER FLOOR SHALL HAVE A MINIMUM COVER 2 INCHES FROM TOP OF CONDUIT/DUCT TO FINISH FLOOR LEVEL.
11. RUN GREEN-YELLOW OR GREEN SINGLE CORE PVC INSULATED COPPER CONDUCTOR CABLE OF SPECIFIED SIZES AS PROTECTIVE EARTH CONDUCTOR (ECC) ALL ALONG COMMUNICATION SYSTEMS WIRING.
12. ALL WIRING FOR CONTROLS SHALL BE CARRIED OUT WITH 1 CORE PVC CABLES OF SPECIFIED VOLTAGE GRADE AND SIZES.
13. THE WIRING SHALL BE CONTINUOUS LOOPING-IN TYPE AND NO JOINT IN WIRES SHALL BE ALLOWED.
14. THE WIRING SYSTEM SHALL BE CARRIED OUT ONLY AFTER THE CONDUIT SYSTEM IS COMPLETELY INSTALLED AND ALL OUTLET BOXES, ETC. ARE FIXED IN POSITION.
15. MOUNTING HEIGHTS OF ELECTRICAL FITTINGS WHEN MEASURED FROM FINISHED FLOOR LEVEL (F.F.L.) TO THE BOTTOM OF FITTINGS SHALL BE AS UNDER, UNLESS OTHERWISE SHOWN OR INSTRUCTED.

TELEPHONE JUNCTION BOX	10 INCHES
TELEPHONE OUTLET	10 INCHES
INTERCOM CONTROL PACK	10 INCHES
INTERCOM STATION (WALL MOUNTED)	36 INCHES
FA SYSTEM CONTROL PANEL	36 INCHES
FA SYSTEM JUNCTION BOX	10 INCHES
MANUAL CALL STATION	42 INCHES
AUDIO ALARM	100 INCHES

ADDITION & REVISION

ADD./REV. NO	DATE	DESCRIPTION	DES. BY	CHK. BY	APP. BY

DESIGNER:

NEW VISION ENGINEERING CONSULTANT
Head Office: Office No.B-6 SECOND FLOOR Masood Arcade
IJP Road Islamabad.
Ph: +92-51-4848375, Fax: +92-51-4848375
Email: newvisionec@yahoo.com
Regional Office: 287-A Street # 6, Cavalry Ground ,Lahore
Ph: +92-42-37250130

PROJECT: "PROVISION OF MISSING FACILITIES FOR THE SHAIKH AYAZ UNIVERSITY SHIKARPUR"

TITLE: **ADMINISTRATION BLOCK**
GENERAL NOTES

CAD filename:

CLIENT: **SHAIKH AYAZ UNIVERSITY SHIKARPUR**

DESIGNED BY: Mr. Shadab	APPROVED BY: S A	DATE : AUGUST, 2022
DRAWN BY: Mr.RANA ALI HAIDER	JOB NO.	SCALE: N.T.S
DRG. NO. EL-01		

"PROVISION OF MISSING FACILITIES FOR THE SHAIKH AYAZ UNIVERSITY SHIKARPUR"

BOOK SHOP & TUCK SHOPS

VOLUME III

TENDER DRAWINGS

DECEMBER, 2022

DESIGN BY

NEW VISION ENGINEERING CONSULTANT

HEAD OFFICE:

Office No.B-6 Second Floor Masood Arcade
IJP Road Islamabad.
Ph: +92-51-4848375, Fax: +92-51-4848375
Email: newvisionec@yahoo.com

REGIONAL OFFICE:

287-A Street # 6,
Cavalry Ground ,Lahore
Ph: +92-42-37250130

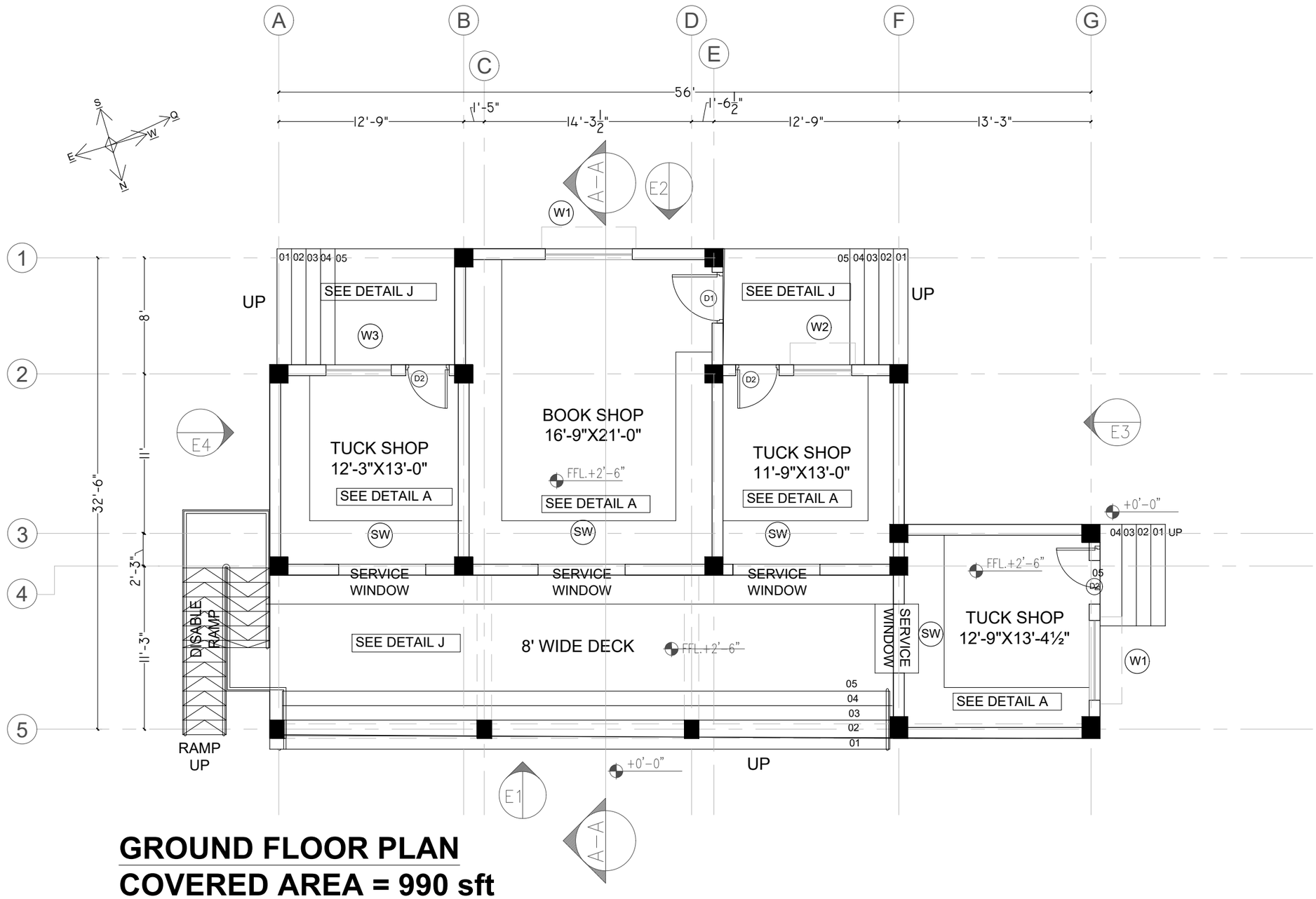

GROUND FLOOR PLAN

COVERED AREA = 990 sft

50% VERANDHA COVERED AREA = 239 SFT

TOTAL COVERED AREA = 1229 SFT

ADDITION & REVISION					
ADD./REV. NO.	DATE	DESCRIPTION	DES. BY	CHK. BY	APP. BY

NEW VISION ENGINEERING CONSULTANT
Head Office: Office No.B-6 Second Floor Masood Arcade
IJP Road Islamabad.
Ph: +92-51-4848375, Fax: +92-51-4848375
Email: newvisionec@yahoo.com

Regional Office: 287-A Street # 6, Cavalry Ground ,Lahore
Ph: +92-42-37250130

PROJECT:
"PROVISION OF MISSING FACILITIES FOR THE SHAIKH AYAZ UNIVERSITY SHIKARPUR"

TITLE:
GROUND FLOOR PLAN

CAD filename:

CLIENT:
SHAIKH AYAZ UNIVERSITY SHIKARPUR

DESIGNED BY: AR.SALMAN	APPROVED BY:	DATE : JUNE, 2022
DRAWN BY: RIZWAN	JOB NO.	SCALE: N.T.S
DRG. NO. AR-01		

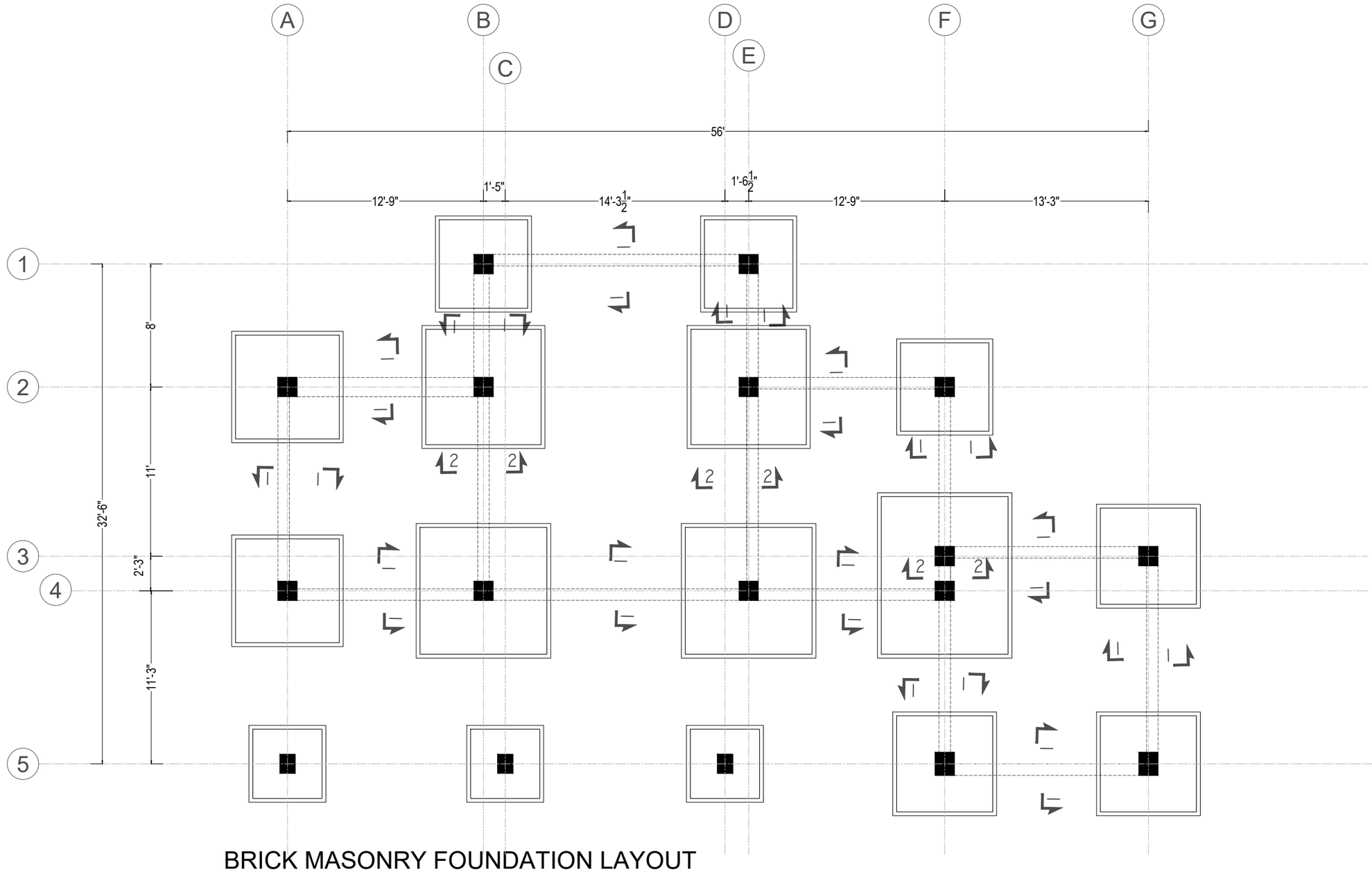

BRICK MASONRY FOUNDATION LAYOUT

FOR MORE DETAILS REFER TO ARCHITECTURAL DRAWINGS

ADDITION & REVISION					
ADD./REV. NO.	DATE	DESCRIPTION	DES. BY	CHK. BY	APP. BY

NEW VISION ENGINEERING CONSULTANT
Head Office: Office No.B-6 SECOND FLOOR Masood Arcade
IJP Road Islamabad.
Ph: +92-51-4848375, Fax: +92-51-4848375
Email: newvisionec@yahoo.com
Regional Office: 287-A Street # 6, Cavalry Ground ,Lahore
Ph: +92-42-37250130

PROJECT:
"PROVISION OF MISSING FACILITIES FOR THE SHAIKH AYAZ UNIVERSITY SHIKARPUR"

TITLE:
BRICK MASONRY FOOTING LAYOUT

CLIENT:
SHAIKH AYAZ UNIVERSITY SHIKARPUR

DESIGNED BY: ENG. AHSAN	APPROVED BY:	DATE : JUNE, 2022
DRAWN BY: RIZWAN	JOB NO.	SCALE: N.T.S
DRG. NO. ST-10		

2' x 2' LED PANEL LIGHT	Switch Board 10–/13 amp Light Plug sockets
20 Watt LED/Ceiling mounted Light Fixture, IP-44 rated	A.C wall mounted 220 volt (–TON)
15 Watt LED/Ceiling mounted Light Fixture, IP-44 rated	A.C Floor Standing cabinet 440 volt (–TON)
10 Watt LED/Ceiling mounted Light Fixture, IP-44 rated	Manual call point and sounder with flasher
40 Watt Luxline 4ft wall mounted Light Fixture, IP-44 rated	FA Panel
56" - 48" dia ceiling fan Fan shall be made with 99% purity Copper windings.	smoke detector CCTV Camera
12 " outer dia exhaust fan with plastic body,fan blades and louvers	NVR
24 " outer dia Bracket fan with plastic body,fan blades and louvers	tv Wifi
	DATA POINT
	telephone SUB DB

ADDITION & REVISION					
ADD./REV. NO.	DATE	DESCRIPTION	DES. BY	CHK. BY	APP. BY

DESIGNER:

NEW VISION ENGINEERING CONSULTANT
Head Office: Office No.B-6 SECOND FLOOR Masood Arcade
IJP Road Islamabad.
Ph: +92-51-4848375, Fax: +92-51-4848375
Email: newvisionec@yahoo.com
Regional Office: 287-A Street # 6, Cavalry Ground ,Lahore
Ph: +92-42-37250130

PROJECT:
"PROVISION OF MISSING FACILITIES FOR THE SHAIKH AYAZ UNIVERSITY SHIKARPUR"

TITLE:
LEGEND AND SYMBOLS

CLIENT:
SHAIKH AYAZ UNIVERSITY SHIKARPUR

DESIGNED BY: ENG.SHADAB	APPROVED BY:	DATE : JUNE, 2022
DRAWN BY: RIZWAN	JOB NO.	SCALE: N.T.S
DRG. NO. EL-02		

PROVISION OF MISSING FACILITIES FOR THE SHAIKH AYAZ UNIVERSITY SHIKARPUR

BOY'S AND GIRL'S HOSTEL

VOLUME III
TENDER DRAWINGS

DEC, 2022

DESIGN BY

NEW VISION ENGINEERING CONSULTANT

HEAD OFFICE:

Office No.B-6 Second Floor Masood Arcade
IJP Road Islamabad.
Ph: +92-51-4848375, Fax: +92-51-4848375
Email: newvisionec@yahoo.com

REGIONAL OFFICE:

287-A Street # 6,
Cavalry Ground ,Lahore
Ph: +92-42-37250130

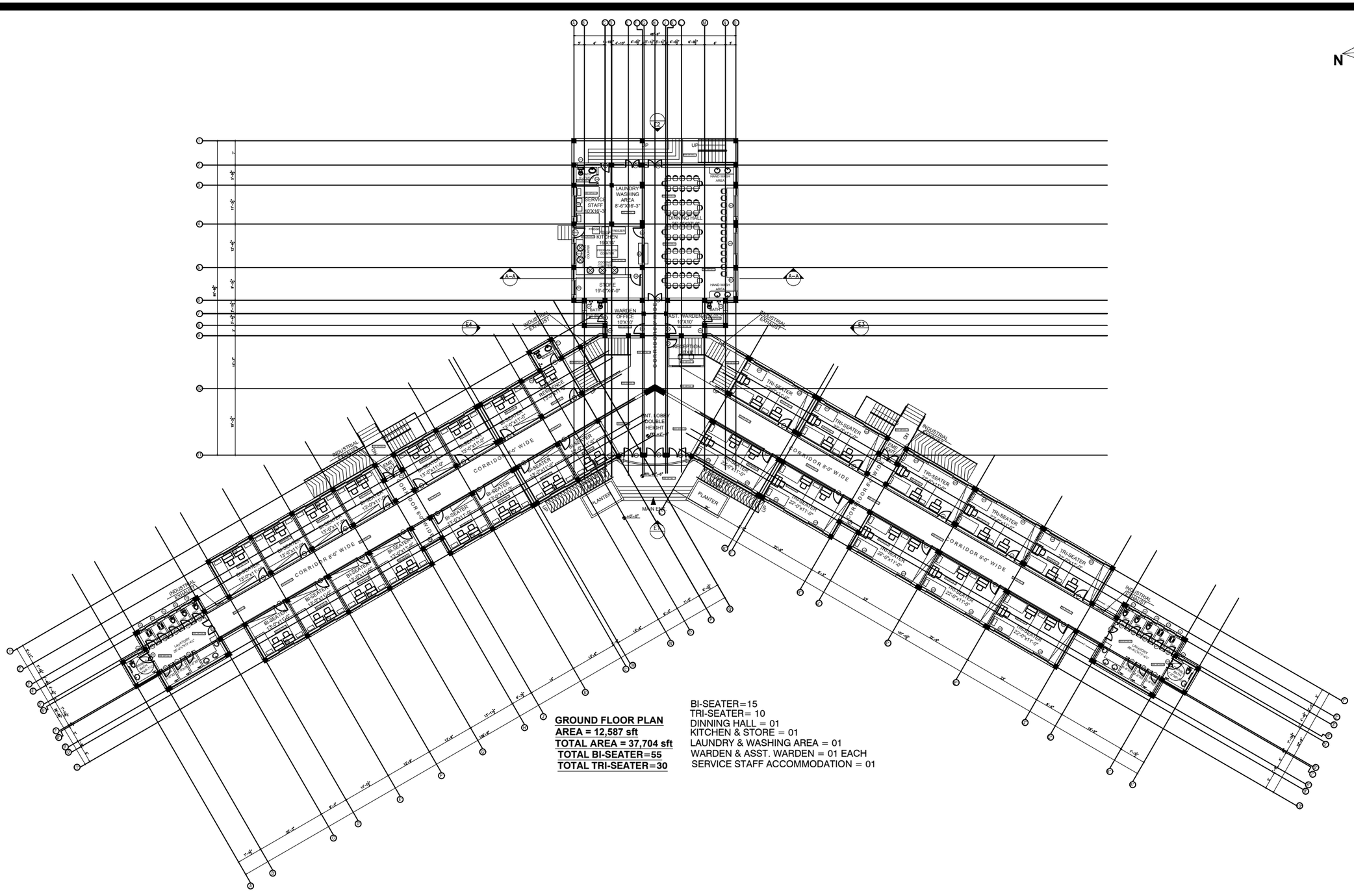

GROUND FLOOR PLAN
AREA = 12,587 sft
TOTAL AREA = 37,704 sft
TOTAL BI-SEATER=55
TOTAL TRI-SEATER=30

BI-SEATER=15
TRI-SEATER= 10
DINNING HALL = 01
KITCHEN & STORE = 01
LAUNDRY & WASHING AREA = 01
WARDEN & ASST. WARDEN = 01 EACH
SERVICE STAFF ACCOMMODATION = 01

ADDITION & REVISION					
ADD./REV. NO.	DATE	DESCRIPTION	DES. BY	CHK. BY	APP. BY

NEW VISION ENGINEERING CONSULTANT
Head Office: Office No.B-6 Second Floor Masood Arcade
IJP Road Islamabad.
Ph: +92-51-4848375, Fax: +92-51-4848375
Email: newvisionec@yahoo.com
Regional Office: 287-A Street # 6, Cavalry Ground ,Lahore
Ph: +92-42-37250130

PROJECT:
"PROVISION OF MISSING FACILITIES FOR THE SHAIKH AYAZ UNIVERSITY SHIKARPUR"

TITLE:
BOY'S / GIRL'S HOSTEL
GROUND FLOOR PLAN

CAD filename:

CLIENT:
SHAIKH AYAZ UNIVERSITY SHIKARPUR

DESIGNED BY: AR. SALMAN	APPROVED BY: S A	DATE : AUGUST, 2022
DRAWN BY: RANA ALI HAIDER	JOB NO.	SCALE: N.T.S
	DRG. NO. AR-01	

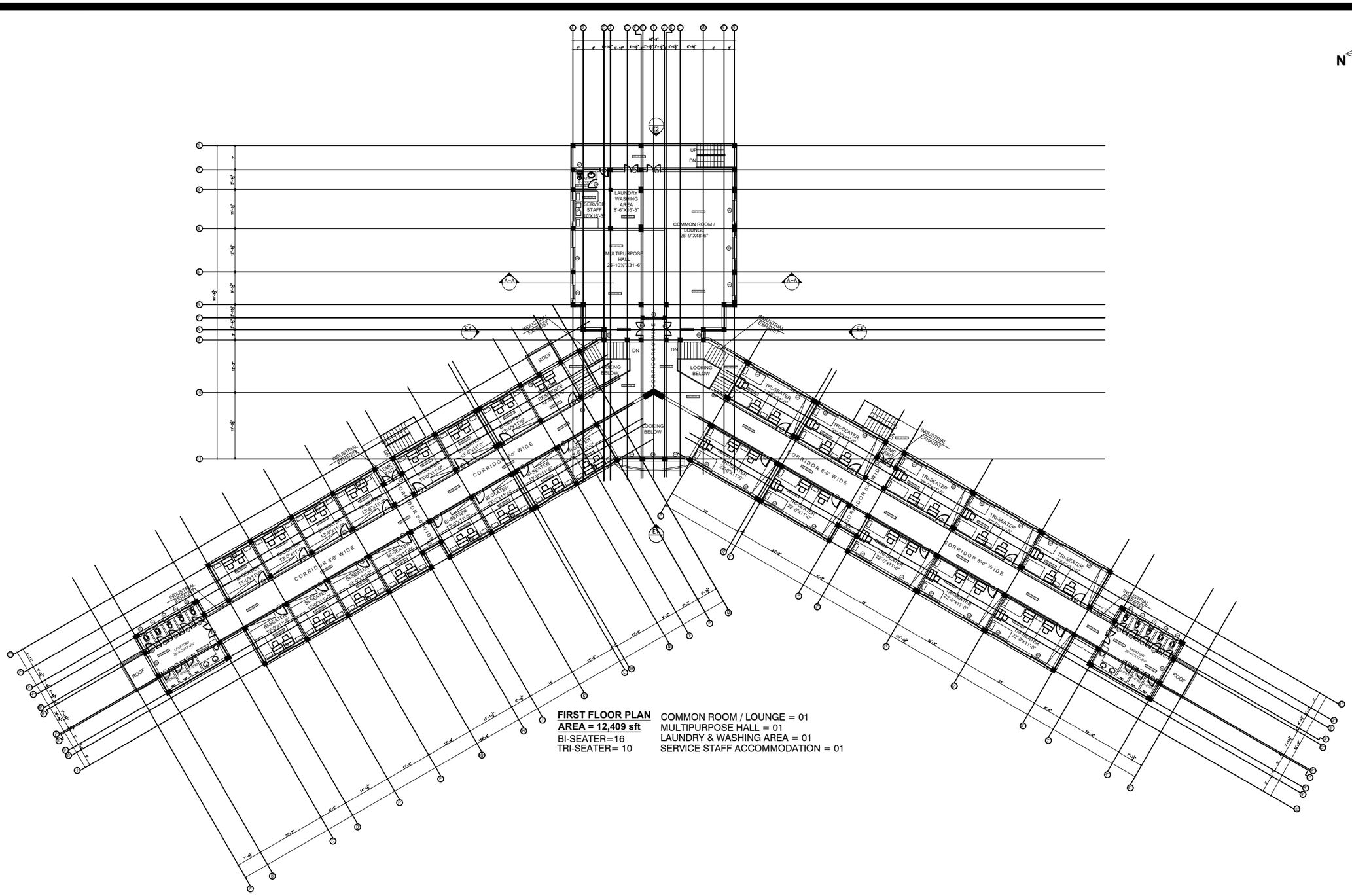

FIRST FLOOR PLAN
AREA = 12,409 sft
BI-SEATER=16
TRI-SEATER= 10

COMMON ROOM / LOUNGE = 01
MULTIPURPOSE HALL = 01
LAUNDRY & WASHING AREA = 01
SERVICE STAFF ACCOMMODATION = 01

ADDITION & REVISION					
ADD./REV. NO.	DATE	DESCRIPTION	DES. BY	CHK. BY	APP. BY

NEW VISION ENGINEERING CONSULTANT
Head Office: Office No.B-6 Second Floor Masood Arcade
IJP Road Islamabad.
Ph: +92-51-4848375, Fax: +92-51-4848375
Email: newvisionec@yahoo.com
Regional Office: 287-A Street # 6, Cavalry Ground ,Lahore
Ph: +92-42-37250130

PROJECT:
"PROVISION OF MISSING FACILITIES FOR THE SHAIKH AYAZ UNIVERSITY SHIKARPUR"

TITLE:
BOY'S / GIRL'S HOSTEL
FIRST FLOOR PLAN

CAD filename:

CLIENT:
SHAIKH AYAZ UNIVERSITY SHIKARPUR

DESIGNED BY:	APPROVED BY:	DATE :
AR. SALMAN	S A	AUGUST, 2022
DRAWN BY:	JOB NO.	**SCALE:**
RANA ALI HAIDER		N.T.S

DRG. NO. AR-02

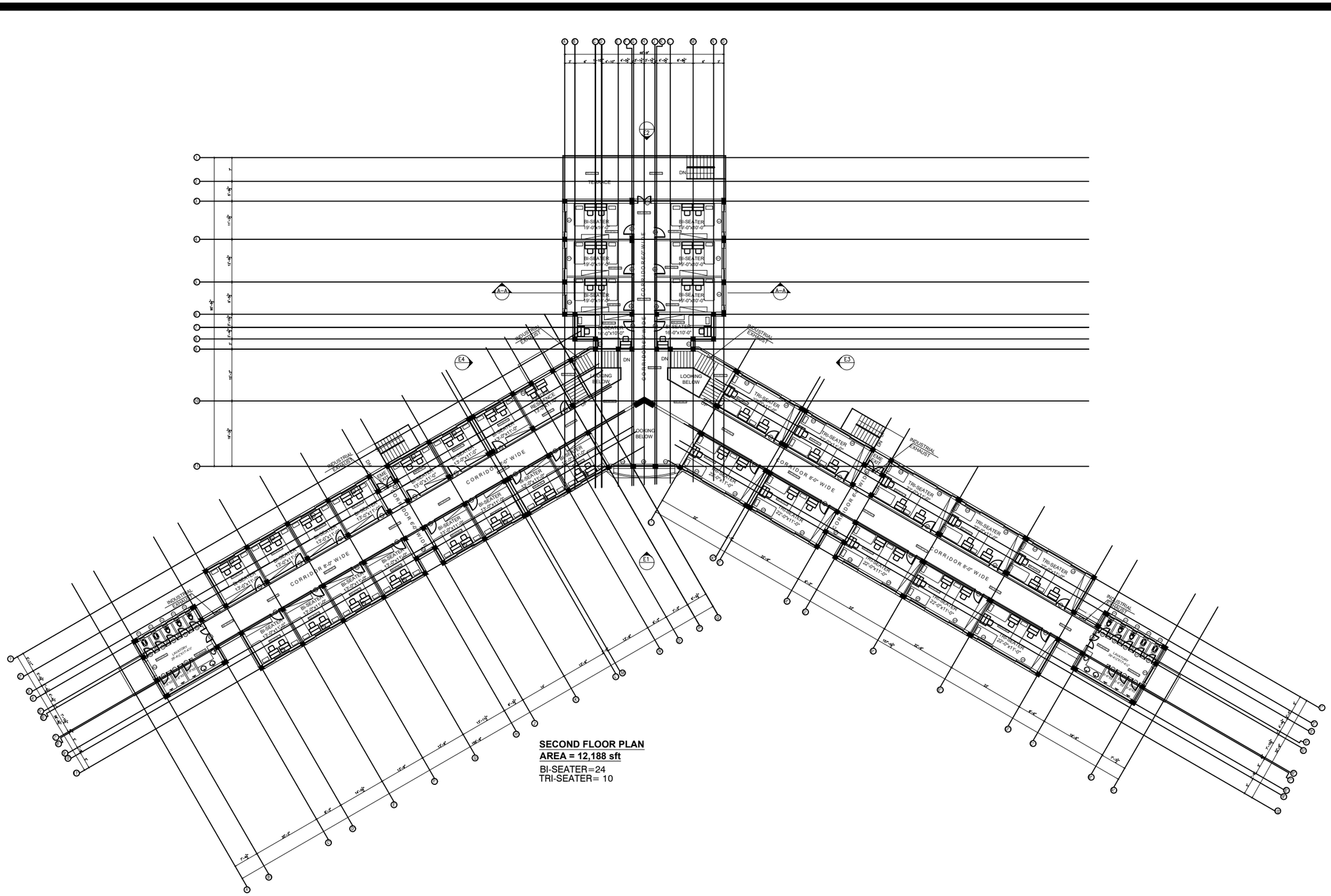

SECOND FLOOR PLAN
AREA = 12,188 sft
BI-SEATER=24
TRI-SEATER= 10

ADDITION & REVISION					
ADD./REV. NO.	DATE	DESCRIPTION	DES. BY	CHK. BY	APP. BY

NEW VISION ENGINEERING CONSULTANT
Head Office: Office No.B-6 Second Floor Masood Arcade
IJP Road Islamabad.
Ph: +92-51-4848375, Fax: +92-51-4848375
Email: newvisionec@yahoo.com
Regional Office: 287-A Street # 6, Cavalry Ground ,Lahore
Ph: +92-42-37250130

PROJECT:
"PROVISION OF MISSING FACILITIES FOR THE SHAIKH AYAZ UNIVERSITY SHIKARPUR"

TITLE:
BOY'S / GIRL'S HOSTEL
SECOND FLOOR PLAN

CAD filename:

CLIENT:
SHAIKH AYAZ UNIVERSITY SHIKARPUR

DESIGNED BY: AR. SALMAN	APPROVED BY: S A	DATE : AUGUST, 2022
DRAWN BY: RANA ALI HAIDER	JOB NO.	SCALE: N.T.S
	DRG. NO. AR-03	

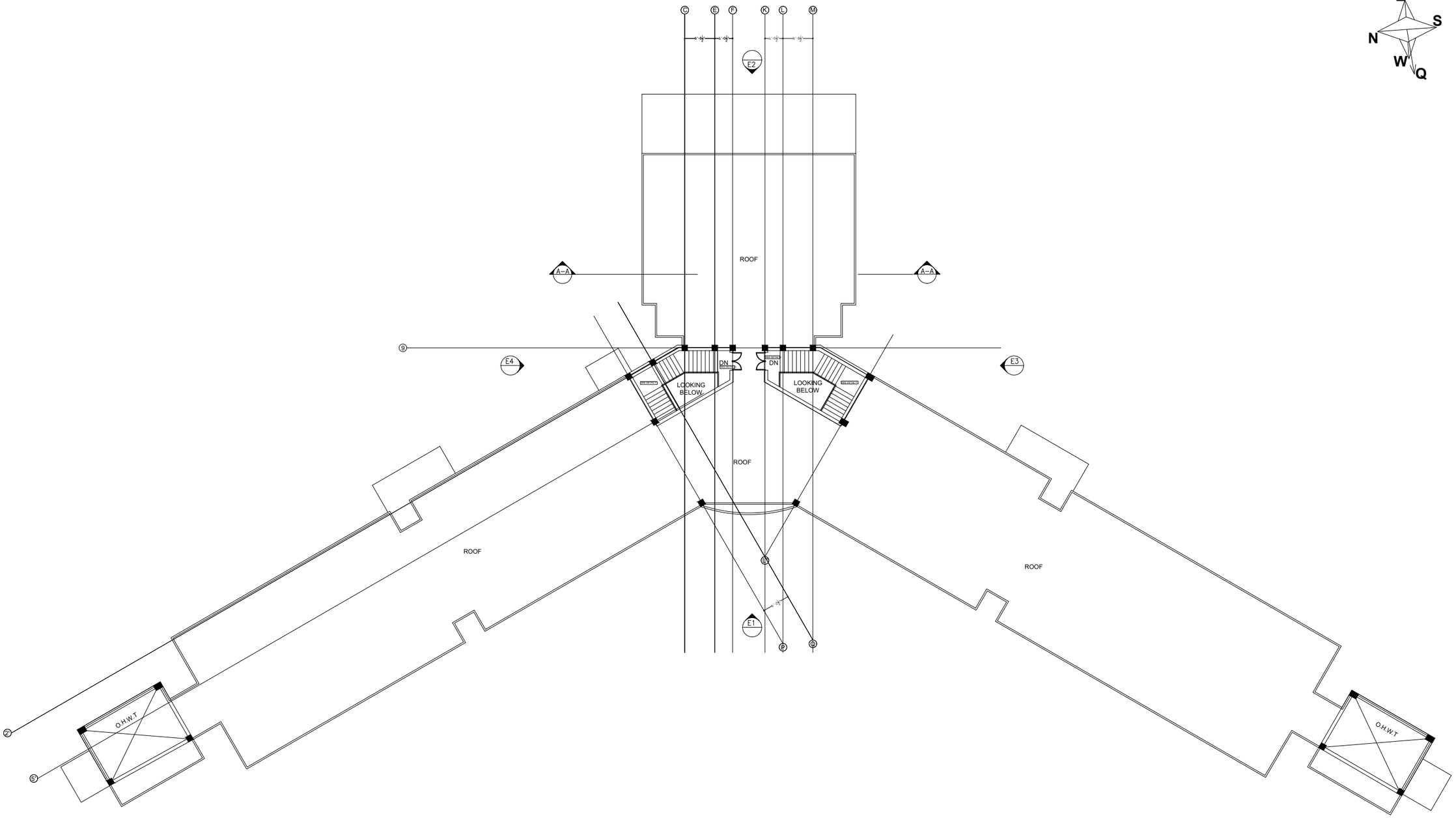

ROOF PLAN
AREA = 596 sft

ADDITION & REVISION					
ADD./REV. NO.	DATE	DESCRIPTION	DES. BY	CHK. BY	APP. BY

NEW VISION ENGINEERING CONSULTANT
Head Office: Office No.B-6 Second Floor Masood Arcade
IJP Road Islamabad.
Ph: +92-51-4848375, Fax: +92-51-4848375
Email: newvisionec@yahoo.com
Regional Office: 287-A Street # 6, Cavalry Ground ,Lahore
Ph: +92-42-37250130

PROJECT:
"PROVISION OF MISSING FACILITIES FOR THE SHAIKH AYAZ UNIVERSITY SHIKARPUR"

TITLE:
BOY'S / GIRL'S HOSTEL
ROOF FLOOR PLAN

CAD filename:

CLIENT:
SHAIKH AYAZ UNIVERSITY SHIKARPUR

DESIGNED BY: AR. SALMAN	APPROVED BY: S A	DATE : AUGUST, 2022
DRAWN BY: RANA ALI HAIDER	JOB NO.	SCALE: N.T.S
DRG. NO.	AR-04	

BOY'S & GIRL'S HOSTEL AREA'S

GROUND FLOOR PLAN	12587 sft
FIRST FLOOR PLAN	12409 sft
SECOND FLOOR PLAN	12188 sft
ROOF FLOOR PLAN	**520 sft**
TOTAL AREA	**37704 sft**

ADDITION & REVISION					
ADD./REV. NO.	DATE	DESCRIPTION	DES. BY	CHK. BY	APP. BY

NEW VISION ENGINEERING CONSULTANT
Head Office: Office No.B-6 Second Floor Masood Arcade
IJP Road Islamabad.
Ph: +92-51-4848375, Fax: +92-51-4848375
Email: newvisionec@yahoo.com
Regional Office: 287-A Street # 6, Cavalry Ground ,Lahore
Ph: +92-42-37250130

PROJECT: **"PROVISION OF MISSING FACILITIES FOR THE SHAIKH AYAZ UNIVERSITY SHIKARPUR"**

TITLE: **BOY'S / GIRL'S HOSTEL AREA'S**

CAD filename:

CLIENT: **SHAIKH AYAZ UNIVERSITY SHIKARPUR**

DESIGNED BY: AR. SALMAN	APPROVED BY: S A	DATE : AUGUST, 2022
DRAWN BY: RANA ALI HAIDER	JOB NO.	SCALE: N.T.S
DRG. NO. AR-05		

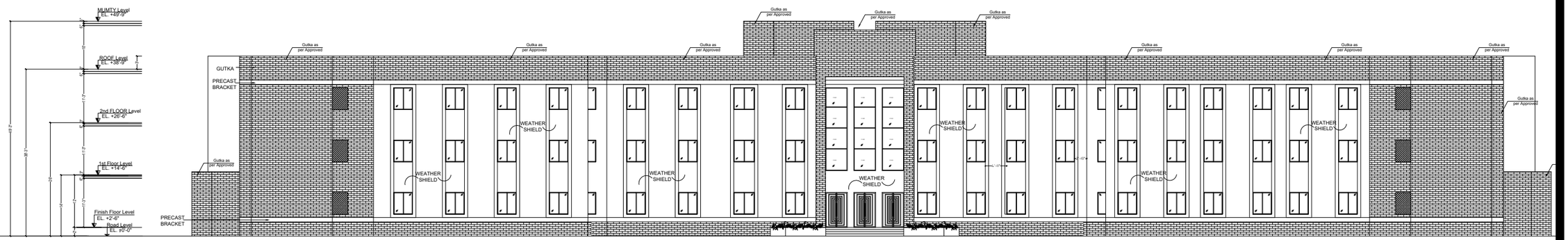

E1 ELEVATION E1

ADDITION & REVISION					
ADD./REV. NO.	DATE	DESCRIPTION	DES. BY	CHK. BY	APP. BY

NEW VISION ENGINEERING CONSULTANT
Head Office: Office No.B-6 Second Floor Masood Arcade
IJP Road Islamabad.
Ph: +92-51-4848375, Fax: +92-51-4848375
Email: newvisionec@yahoo.com
Regional Office: 287-A Street # 6, Cavalry Ground ,Lahore
Ph: +92-42-37250130

PROJECT:
"PROVISION OF MISSING FACILITIES FOR THE SHAIKH AYAZ UNIVERSITY SHIKARPUR"

TITLE:
BOY'S / GIRL'S HOSTEL
ELEVATION E1

CAD filename:

CLIENT:
SHAIKH AYAZ UNIVERSITY SHIKARPUR

DESIGNED BY: AR. SALMAN	APPROVED BY: S A	DATE : AUGUST, 2022
DRAWN BY: RANA ALI HAIDER	JOB NO.	SCALE: N.T.S
	DRG. NO. AR-06	

GENERAL TECHNICAL NOTES

1. Figured dimensions are to be followed.
2. Class "A" kiln burnt brick with minimum crushing strength of 2000 PSI should be used & joint at end should be sloppy, Vertical toothed joint at corners are prohibited.
3. A steel G-60 deformed steel should be used in beams footing slabs and water retaining structures, in columns, for all diameters.
4. All steel should be checked for its quality and placement DETAIL as shown in drawings.
5. Extra care is required for proper placement of top reinforcement at support sections and cantilevers.
6. Dotted bars designate top reinforcement.
7. Provide L- shaped end hooks for all bars at discontinuous ends in footings, walls, beams and slabs as shown in drawings.
8. Lap length should be followed As except specified:-
   (a) 1" Ø = 60"
   (b) 3/4" Ø = 45"
   (c) 5/8" Ø = 36"
   (d) 1/2" Ø = 30"
   (e) 3/8" Ø = 23"

09. Provide 3/8" dia at 12" c/c as distribution steel if not shown in drawings.

10. Minimum concrete cover.
    a) Footing = 2"
    b) Slabs = 3/4"
    c) Beams = 1½"
    d) Columns = 1½"
    e) Water tank and retaining wall
    i- Water/earth face or exposed to weather = 2"
    ii- Other faces = 1"

11. All footing should be taken below the original Ground Level to achieve the minimum depth as shown in drawings. Footing should not be placed on uncompacted fill area.
12. All drawings should be read in conjunction with Architectural Drawings.
13. Contractor will co-ordinate all drawings such as architectural, structural, electrical, mechanical, water supply, drainage etc: before execution of work.
14. Standard ACI 318, Astm C 33 and Astm A-615 use for structural concrete
15. Fine modulus of fine aggregate varies from 2- 3.5mm
    For concrete use 2.9- 3.2mm
    For plaster use 2.2- 3.6mm

QUALITY OF CONCRETE

1. FOOTINGS & RETAINING WALLS.
   Minimum concrete compressive strength for 6"x12" cylinder to be 3000 psi at 28 days age. Concrete Nominal Mix 1:2:4 or more rich to provide specified strength (Equivalent 6"x6"x6" cube strength 3750 psi)

2. COLUMNS.
   Minimum concrete compressive strength for 6"x12" cylinder to be 4000 psi at 28 days age. Concrete Nominal Mix to be 1:1½:3 or more rich to provide specified strength

3. BEAMS, RIBS & SLABS.
   Minimum concrete compressive strength for 6"x12" cylinder to be 3000 psi at 28 days age.Concrete Nominal Mix to be 1:2:4 or more rich to provide specified strength (Equivalent 6"x6"x6" cube strength 3750 psi)
4. Use of plasticizers recommended to reduce the water cement ratio and increase workability of concrete.
5. All concrete mixes to be used, should be got designed & approved before execution of work.
6. Quality, size and gradation of aggregates (fine & course) as used during the mix design, should be strictly adhered with.
7. The Design is in accordance with Seismic Zone 2A.

NOTES

1. ALL LAYOUT DIMENSIONS AND F.FLOOR LEVELS TO BE AS PER ARCH DRAWING.
2. PROVIDE PLINTH BEAM PB AT PLINTH LEVEL, WALL BEAMS AT SLAB LEVEL.
3. PROVIDE #2 DOUBLE-LEG TIE BARS AT 12" CENTRES AT COMMON JOINT BETWEEN WALLS AND COLUMNS. THESE BARS SHOULD PASS INTO WALLS ON EACH SIDE OF COLUMNS.

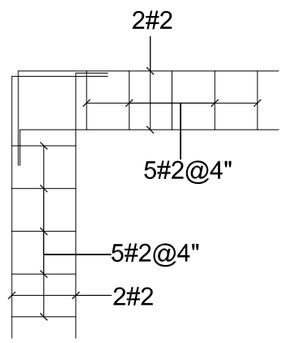

PLAN OF BRICK WALL TIE FOR CORNER JOINT

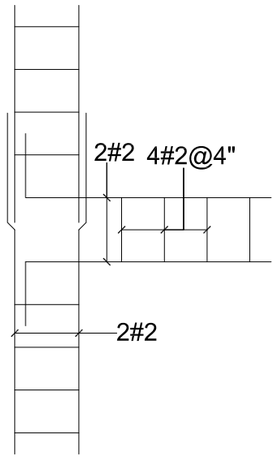

PLAN OF BRICK WALL TIE FOR T- JOINT

REINFORCING STEEL

REINFORCING STEEL fy = 60,000 psi			
BAR NO.	BAR DIA (IN.)	DEVELOPMENT LENGTH (INCH) IN TENSION	
		f'_c= 3000 psi	f'_c= 4000 psi
#3	0.375	17"	15"
#4	0.500	22"	19"
#5	0.625	28"	24"
#6	0.750	33"	29"
#7	0.875	48"	42"
#8	1.000	55"	48"
BAR NO.	BAR DIA (IN.)	DEVELOPMENT LENGTH (INCH) IN COMPRESSION	
		f'_c= 3000 psi	f'_c= 4000 psi
#3	0.375	9"	8"
#4	0.500	11"	10"
#5	0.625	14"	12"
#6	0.750	17"	15"
#7	0.875	20"	17"
#8	1.000	22"	19"
BAR NO.	BAR DIA (IN.)	SPLICE LENGTH (INCH) IN TENSION	
		f'_c= 3000 psi	f'_c= 4000 psi
#3	0.375	22"	20"
#4	0.500	29"	25"
#5	0.625	37"	32"
#6	0.750	43"	38"
#7	0.875	63"	55"
#8	1.000	72"	63"

REINFORCING STEEL fy = 40,000 psi			
BAR NO.	BAR DIA (IN.)	DEVELOPMENT LENGTH (INCH) IN TENSION	
		f'_c= 3000 psi	f'_c= 4000 psi
#3	0.375	12"	12"
#4	0.500	15"	13"
#5	0.625	19"	17"
#6	0.750	23"	20"
#7	0.875	33"	28"
#8	1.000	37"	32"

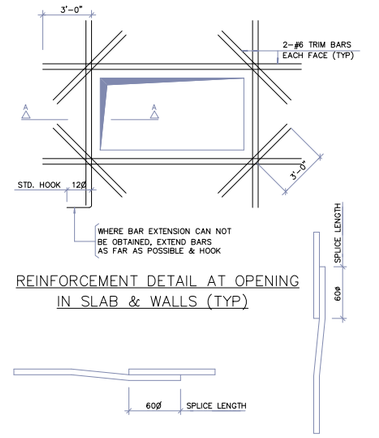

REINFORCEMENT DETAIL AT OPENING IN SLAB & WALLS (TYP)

BEAM SPLICE (TYP)

COLUMN SPLICE (TYP)

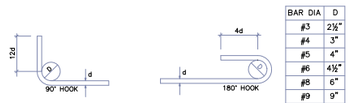

BAR DIA	D
#3	2½"
#4	3"
#5	4"
#6	4½"
#8	6"
#9	9"
#11	11"

STANDARD BAR HOOKS

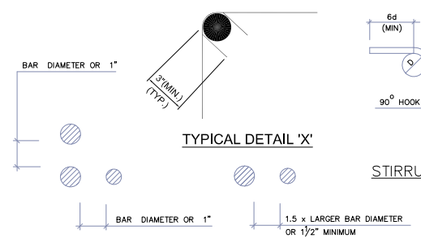

TYPICAL DETAIL 'X'

BAR SPACING IN BEAM

VERTICAL BAR SPACING

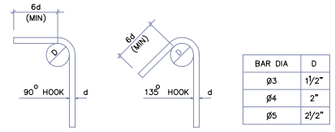

BAR DIA	D
ø3	1½"
ø4	2"
ø5	2½"

STIRRUPS AND TIE HOOKS

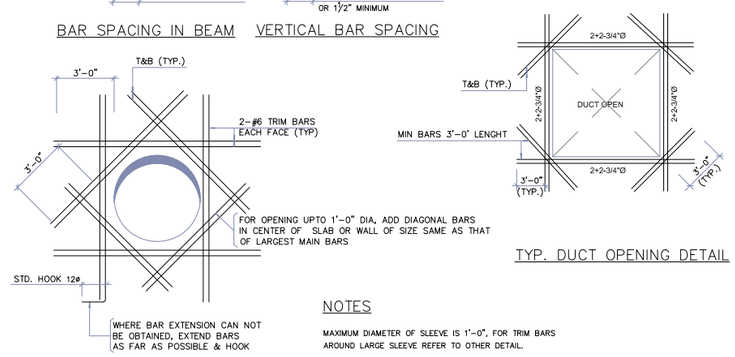

TYP. DUCT OPENING DETAIL

NOTES

MAXIMUM DIAMETER OF SLEEVE IS 1'-0". FOR TRIM BARS AROUND LARGE SLEEVE REFER TO OTHER DETAIL.

REINFORCEMENT AROUND SLEEVE IN SLAB & WALLS (TYP)

ADDITION & REVISION					
ADD./REV. NO.	DATE	DESCRIPTION	DES. BY	CHK. BY	APP. BY

NEW VISION ENGINEERING CONSULTANT
Head Office: Office No.B-6 SECOND FLOOR Masood Arcade
IJP Road Islamabad.
Ph: +92-51-4848375, Fax: +92-51-4848375
Email: newvisionec@yahoo.com
Regional Office: 287-A Street # 6, Cavalry Ground ,Lahore
Ph: +92-42-37250130

PROJECT: "PROVISION OF MISSING FACILITIES FOR THE SHAIKH AYAZ UNIVERSITY SHIKARPUR"

TITLE: GENERAL NOTES

CLIENT: SHAIKH AYAZ UNIVERSITY SHIKARPUR

DESIGNED BY: ENG. DANISH	APPROVED BY:	DATE : AUG, 2022
DRAWN BY: HAMZA MUJAHID	JOB NO.	SCALE: N.T.S
DRG. NO. ST-02		

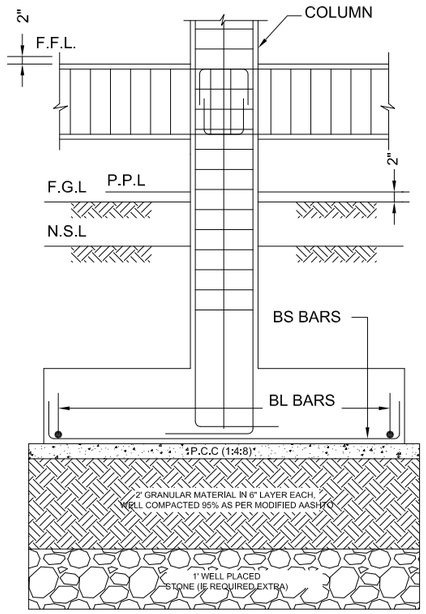

SECTION 1-1
REINFORCEMENT DETAILS

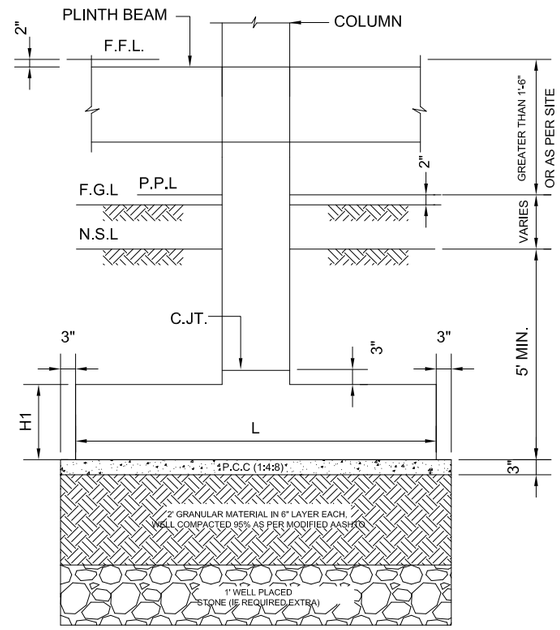

SECTION 2-2
CONCRETE OUTLINE

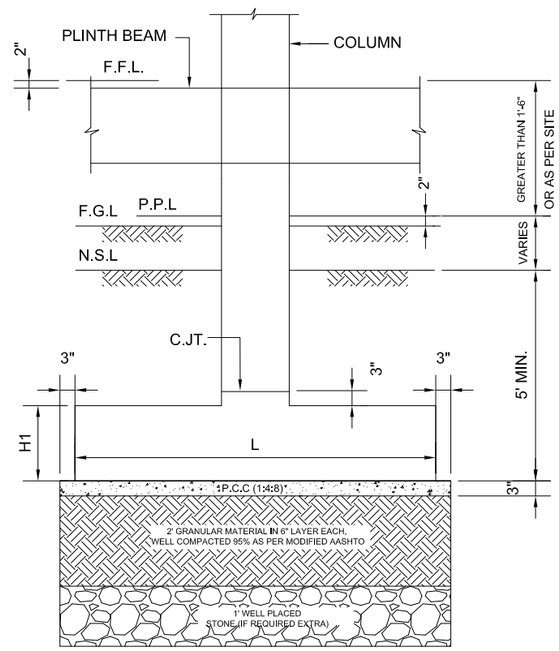

SECTION 3-3
CONCRETE OUTLINE

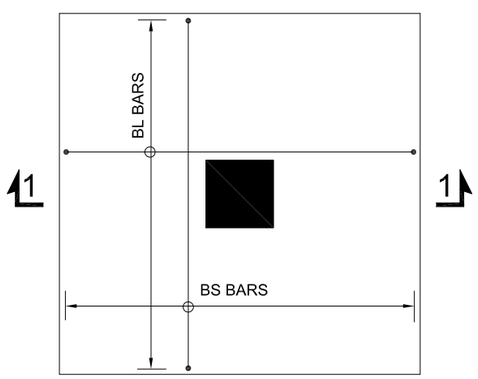

ISOLATED FOOTING (TYP.)
REINFORCEMENT DETAILS

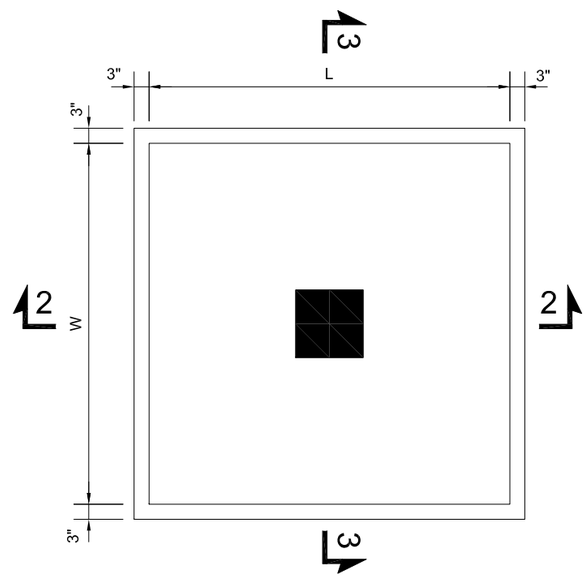

ISOLATED FOOTING (TYP.)
CONCRETE OUTLINE

ADDITION & REVISION					
ADD./REV. NO.	DATE	DESCRIPTION	DES. BY	CHK. BY	APP. BY

NEW VISION ENGINEERING CONSULTANT
Head Office: Office No.B-6 SECOND FLOOR Masood Arcade
IJP Road Islamabad.
Ph: +92-51-4848375, Fax: +92-51-4848375
Email: newvisionec@yahoo.com
Regional Office: 287-A Street # 6, Cavalry Ground ,Lahore
Ph: +92-42-37250130

PROJECT:
"PROVISION OF MISSING FACILITIES FOR THE SHAIKH AYAZ UNIVERSITY SHIKARPUR"

TITLE:
FOUNDATION SECTION A-A

CLIENT:
SHAIKH AYAZ UNIVERSITY SHIKARPUR

DESIGNED BY: ENG. DANISH	APPROVED BY:	DATE : AUG, 2022
DRAWN BY: HAMZAH MUJAHID	JOB NO.	SCALE: N.T.S
DRG. NO. ST-08		

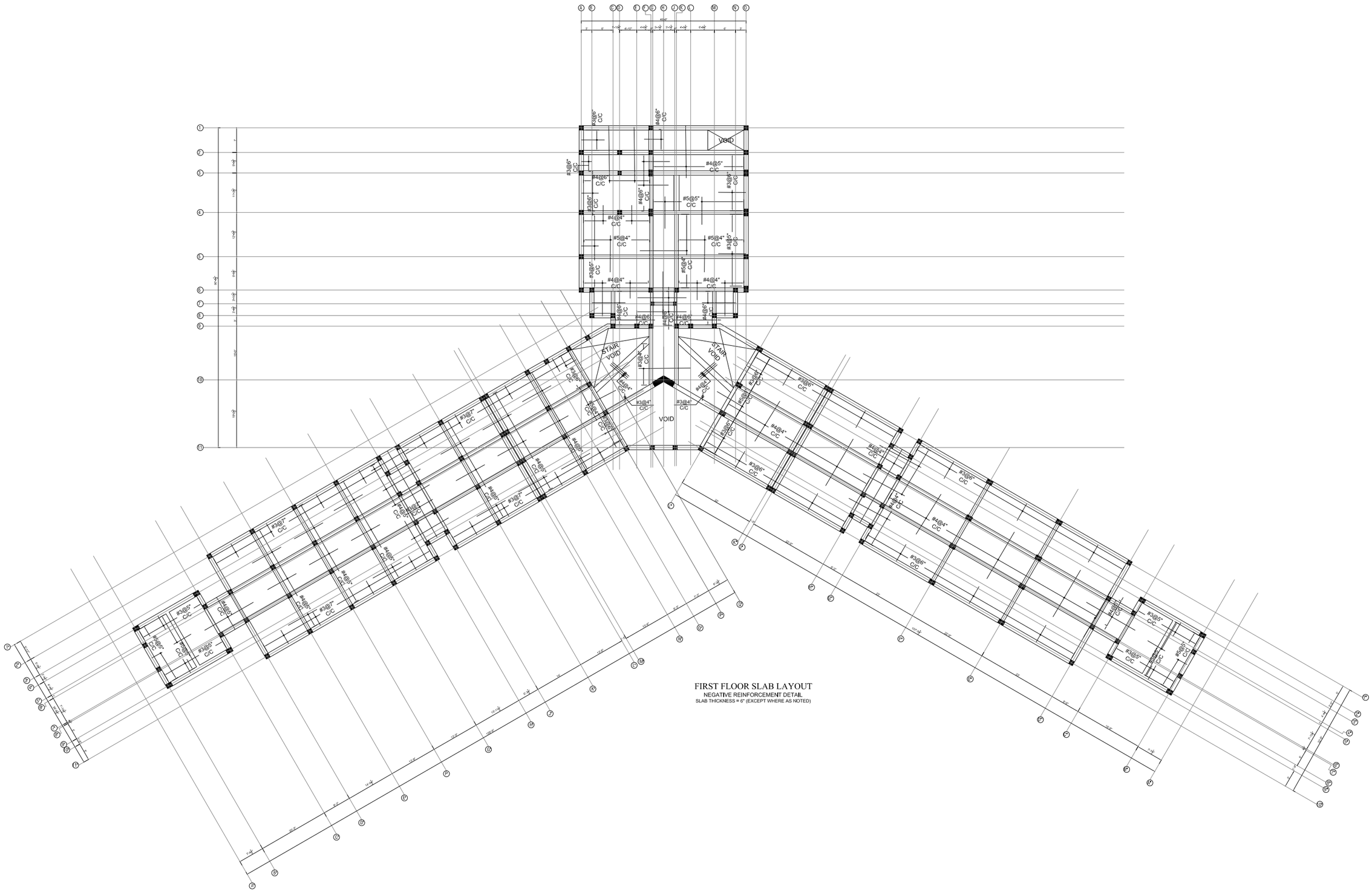

FIRST FLOOR SLAB LAYOUT

NEGATIVE REINFORCEMENT DETAIL

SLAB THICKNESS = 6" (EXCEPT WHERE AS NOTED)

ADDITION & REVISION					
ADD./REV. NO.	DATE	DESCRIPTION	DES. BY	CHK. BY	APP. BY

NEW VISION ENGINEERING CONSULTANT

Head Office: Office No.B-6 SECOND FLOOR Masood Arcade
IJP Road Islamabad.
Ph: +92-51-4848375, Fax: +92-51-4848375
Email: newvisionec@yahoo.com
Regional Office: 287-A Street # 6, Cavalry Ground ,Lahore
Ph: +92-42-37250130

PROJECT:

"PROVISION OF MISSING FACILITIES FOR THE SHAIKH AYAZ UNIVERSITY SHIKARPUR"

TITLE:

FIRST FLOOR SLAB LAYOUT NEGATIVE REINF. PLAN

CLIENT:

SHAIKH AYAZ UNIVERSITY SHIKARPUR

DESIGNED BY: ENG. DANISH	APPROVED BY:	DATE : AUG, 2022
DRAWN BY: HAMZA MUJAHID	JOB NO.	SCALE: N.T.S
DRG. NO. ST-27		

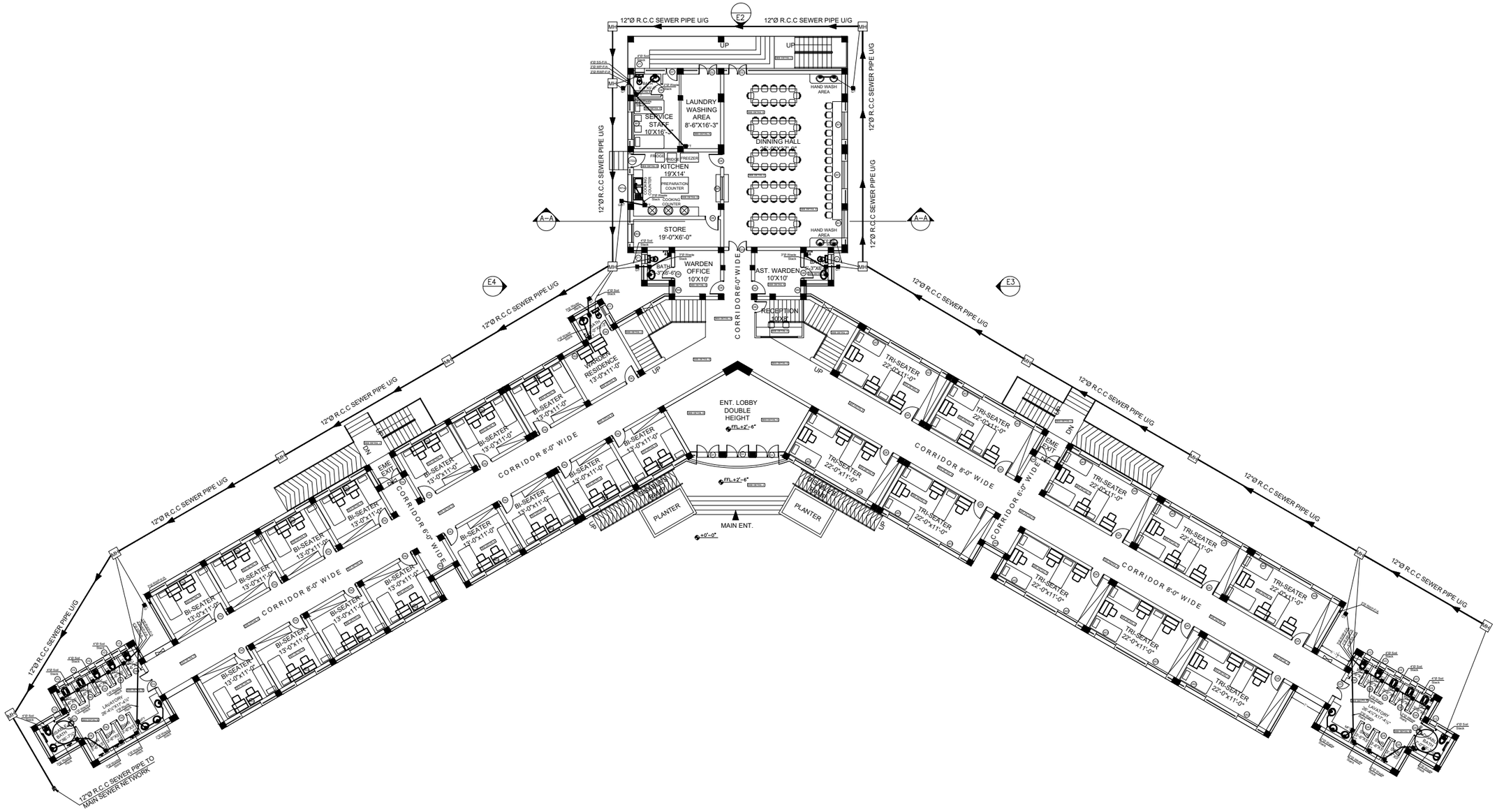

ADDITION & REVISION					
ADD./REV. NO.	DATE	DESCRIPTION	DES. BY	CHK. BY	APP. BY

NEW VISION ENGINEERING CONSULTANT
Head Office: Office No.B-6 Second Floor Masood Arcade
IJP Road Islamabad.
Ph: +92-51-4848375, Fax: +92-51-4848375
Email: newvisionec@yahoo.com
Regional Office: 287-A Street # 6, Cavalry Ground ,Lahore
Ph: +92-42-37250130

PROJECT:
"PROVISION OF MISSING FACILITIES FOR THE SHAIKH AYAZ UNIVERSITY SHIKARPUR"

TITLE: **BOY'S / GIRL'S HOSTEL**

GROUND FLOOR (SANITARY DRAINAGE LAYOUT)

CAD filename:

CLIENT:
SHAIK AYAZ UNIVERSITY SHIKARPUR

DESIGNED BY: MR.AHMAD	APPROVED BY: S A	DATE : AUGUST, 2022
DRAWN BY: RANA ALI HAIDER	JOB NO.	SCALE: N.T.S
DRG. NO. PL-02		

	Switch Board
	10-/13 amp Light Plug sockets
2' x 2' LED PANEL LIGHT	20 amp Power Plug sockets
20 Watt LED/Ceiling mounted Light Fixture, IP-44 rated	A.C wall mounted 220 volt (-TON)
15 Watt LED/Ceiling mounted Light Fixture, IP-44 rated	A.C Floor Standing cabinet 440 volt (-TON)
10 Watt LED/Ceiling mounted Light Fixture, IP-44 rated	Manual call point and sounder with flasher
40 Watt Luxline 4ft wall mounted Light Fixture, IP-44 rated	FA Panel
10 Watt Flood light	smoke detector
56" - 48" dia ceiling fan Fan shall be made with 99% purity Copper windings.	CCTV Camera
24 " outer dia industrial exhaust fan	NVR
12 " outer dia exhaust fan with plastic body,fan blades and louvers	
24 " outer dia Bracket fan with plastic body,fan blades and louvers	tv Wifi
Speaker	DATA POINT
Amplifier & PA system	telephone SUB DB

ADDITION & REVISION					
ADD./REV. NO.	DATE	DESCRIPTION	DES. BY	CHK. BY	APP. BY

DESIGNER:

NEW VISION ENGINEERING CONSULTANT
Head Office: Office No.B-6 SECOND FLOOR Masood Arcade
IJP Road Islamabad.
Ph: +92-51-4848375, Fax: +92-51-4848375
Email: newvisionec@yahoo.com
Regional Office: 287-A Street # 6, Cavalry Ground ,Lahore
Ph: +92-42-37250130

PROJECT: "PROVISION OF MISSING FACILITIES FOR THE SHAIKH AYAZ UNIVERSITY SHIKARPUR"

TITLE: **BOY'S / GIRL'S HOSTEL**

LEGENDS AND SYMBOLS

CAD filename:

CLIENT: **SHAIKH AYAZ UNIVERSITY SHIKARPUR**

DESIGNED BY:	APPROVED BY:	DATE :
Mr. Shadab	S A	AUGUST, 2022
DRAWN BY: Mr.RANA ALI HAIDER	JOB NO.	SCALE: N.T.S

DRG. NO. EL-02

"PROVISION OF MISSING FACILITIES FOR THE SHAIKH AYAZ UNIVERSITY SHIKARPUR"

CAFETERIA

VOLUME III

TENDER DRAWINGS

DEC, 2022

DESIGN BY

NEW VISION ENGINEERING CONSULTANT

HEAD OFFICE:

Office No.B-6 Second Floor Masood Arcade
IJP Road Islamabad.
Ph: +92-51-4848375, Fax: +92-51-4848375
Email: newvisionec@yahoo.com

REGIONAL OFFICE:

287-A Street # 6,
Cavalry Ground ,Lahore
Ph: +92-42-37250130

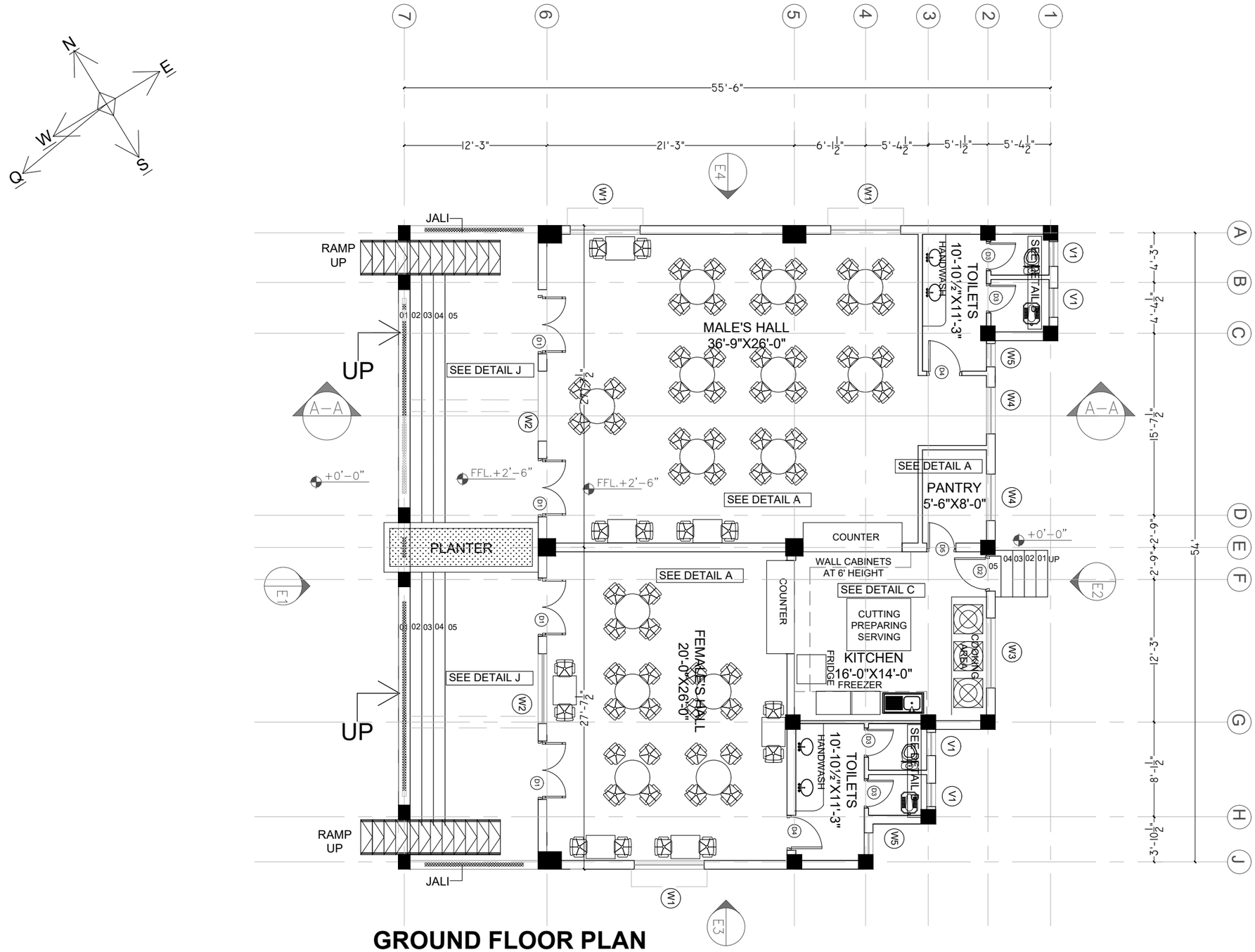

GROUND FLOOR PLAN

COVERED AREA = 2139 sft

50% VERANDHA COVERED AREA = 332 SFT

TOTAL COVERED AREA = 2471

ADDITION & REVISION					
ADD./REV. NO.	DATE	DESCRIPTION	DES. BY	CHK. BY	APP. BY

NEW VISION ENGINEERING CONSULTANT
Head Office: Office No.B-6 Second Floor Masood Arcade
IJP Road Islamabad.
Ph: +92-51-4848375, Fax: +92-51-4848375
Email: newvisionec@yahoo.com

Regional Office: 287-A Street # 6, Cavalry Ground ,Lahore
Ph: +92-42-37250130

PROJECT:
"PROVISION OF MISSING FACILITIES FOR THE SHAIKH AYAZ UNIVERSITY SHIKARPUR"

TITLE:
GROUND FLOOR PLAN

CAD filename:

CLIENT:
SHAIKH AYAZ UNIVERSITY SHIKARPUR

DESIGNED BY: AR.SALMAN	APPROVED BY:	DATE : JUNE, 2022
DRAWN BY: RIZWAN	JOB NO.	SCALE: N.T.S
DRG. NO. AR-01		

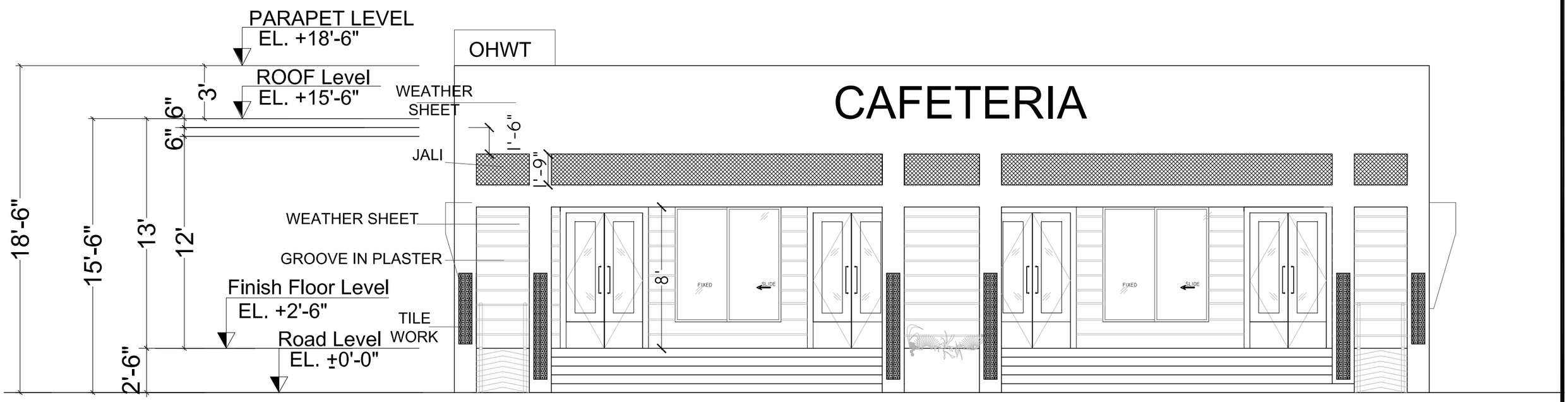

E1 ELEVATION E1

ADDITION & REVISION					
ADD./REV. NO.	DATE	DESCRIPTION	DES. BY	CHK. BY	APP. BY

NEW VISION ENGINEERING CONSULTANT
Head Office: Office No.B-6 Second Floor Masood Arcade
IJP Road Islamabad.
Ph: +92-51-4848375, Fax: +92-51-4848375
Email: newvisionec@yahoo.com

Regional Office: 287-A Street # 6, Cavalry Ground ,Lahore
Ph: +92-42-37250130

PROJECT:
"PROVISION OF MISSING FACILITIES FOR THE SHAIKH AYAZ UNIVERSITY SHIKARPUR"

TITLE:
ELEVATION E-1

CAD filename:

CLIENT:
SHAIKH AYAZ UNIVERSITY SHIKARPUR

DESIGNED BY: AR.SALMAN	APPROVED BY:	DATE : JUNE, 2022
DRAWN BY: RIZWAN	JOB NO.	SCALE: N.T.S
DRG. NO. AR-03		

"PROVISION OF MISSING FACILITIES FOR THE SHAIKH AYAZ UNIVERSITY SHIKARPUR"

ROAD WORK
TENDER DRAWINGS
SEP, 2022

DESIGN BY

NEW VISION ENGINEERING CONSULTANT

HEAD OFFICE:

Office No.B-6 Second Floor Masood Arcade
IJP Road Islamabad.
Ph: +92-51-4848375, Fax: +92-51-4848375
Email: newvisionec@yahoo.com

REGIONAL OFFICE:

287-A Street # 6,
Cavalry Ground ,Lahore
Ph: +92-42-37250130

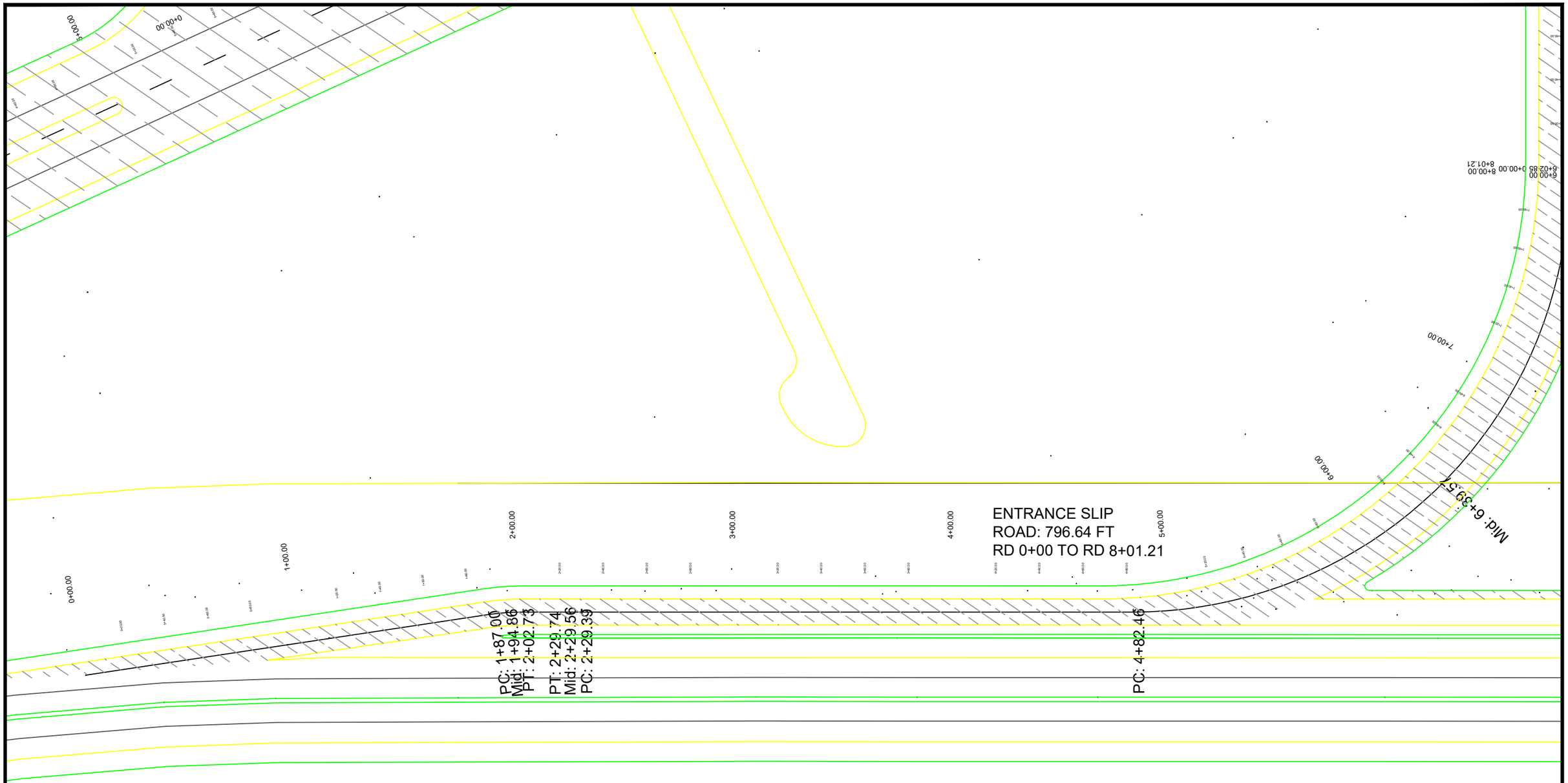

ADDITION & REVISION					
ADD./REV. NO.	DATE	DESCRIPTION	DES. BY	CHK. BY	APP. BY

DESIGNER :

NEW VISION ENGINEERING CONSULTANT
Head Office: Office No. B-6 Second Floor Masood Arcade
IJP Road Islamabad.
Ph: +92-51-4848374, Fax: +92-51-4848375
Email: newvisionec@yahoo.com
Regional Office: 287-A Street # 06 Cavalry Ground Cantt.
Lahore.
Ph: +92-42-37250130

PROJECT: ESTABLISHMENT OF SHIEKH AYAZ UNIVERSITY SHIKARPUR

TITLE: ENTRANCE SLIP ROAD PLAN

CLIENT: SHIEKH AYAZ UNIVERSITY SHIKARPUR

DESIGNED BY: AB	APPROVED BY: MR	DATE. SEP, 2022
PREPARED BY: AB	JOB NO.	SCALE: AS SHOWN
CHECKED BY: MF	DRG. NO. 02	

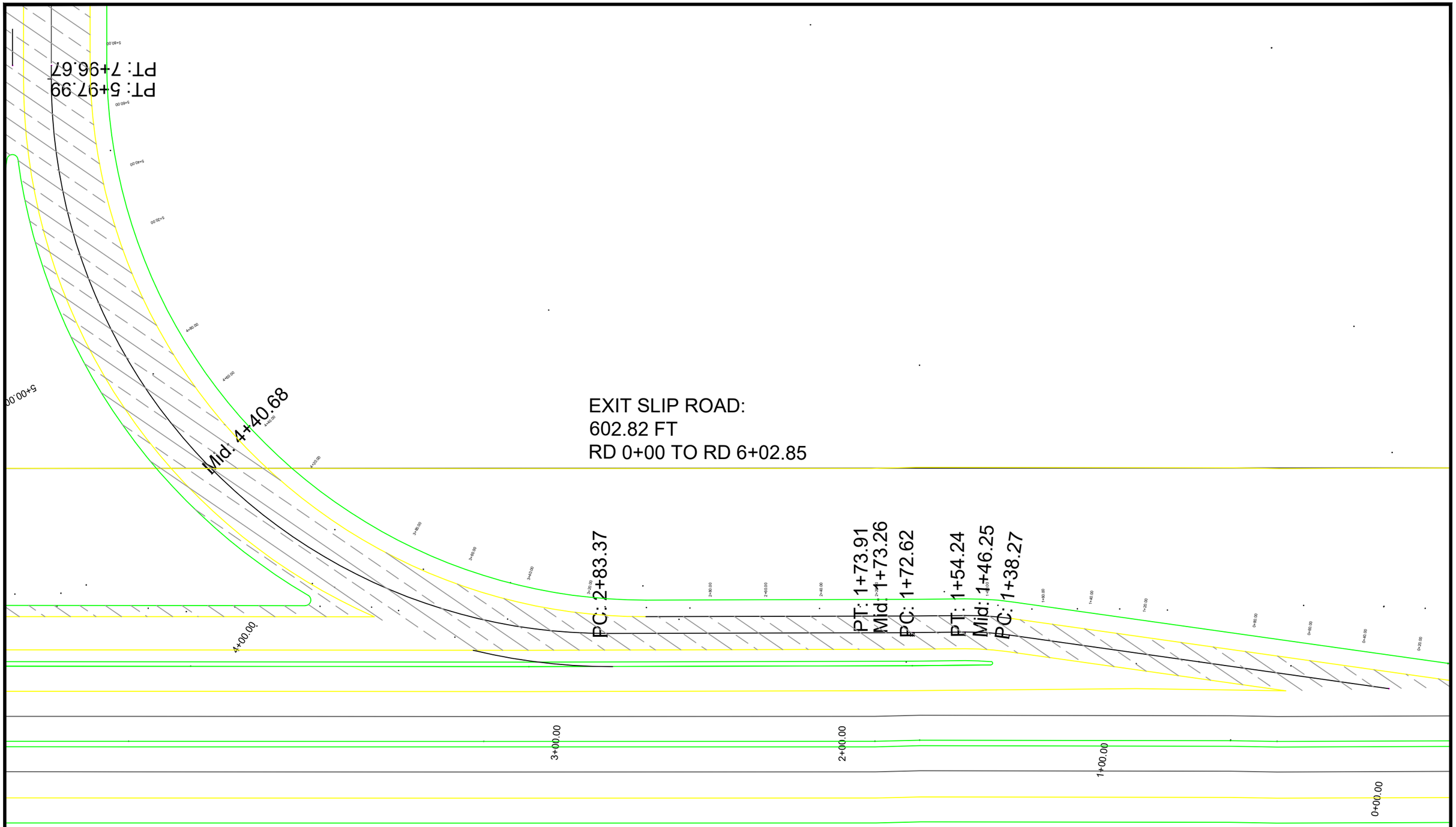

ADDITION & REVISION					
ADD./REV. NO.	DATE	DESCRIPTION	DES. BY	CHK. BY	APP. BY

DESIGNER :

NEW VISION ENGINEERING CONSULTANT
Head Office: Office No. B-6 Second Floor Masood Arcade
IJP Road Islamabad.
Ph: +92-51-4848374, Fax: +92-51-4848375
Email: newvisionec@yahoo.com
Regional Office: 287-A Street # 06 Cavalry Ground Cantt.
Lahore.
Ph: +92-42-37250130

PROJECT: ESTABLISHMENT OF SHIEKH AYAZ UNIVERSITY SHIKARPUR

TITLE: EXIT SLIP ROAD PLAN

CLIENT: SHIEKH AYAZ UNIVERSITY SHIKARPUR

DESIGNED BY: AB	APPROVED BY: MR	DATE. SEP, 2022
PREPARED BY: AB	JOB NO.	SCALE: AS SHOWN
CHECKED BY: MF	DRG. NO. 03	

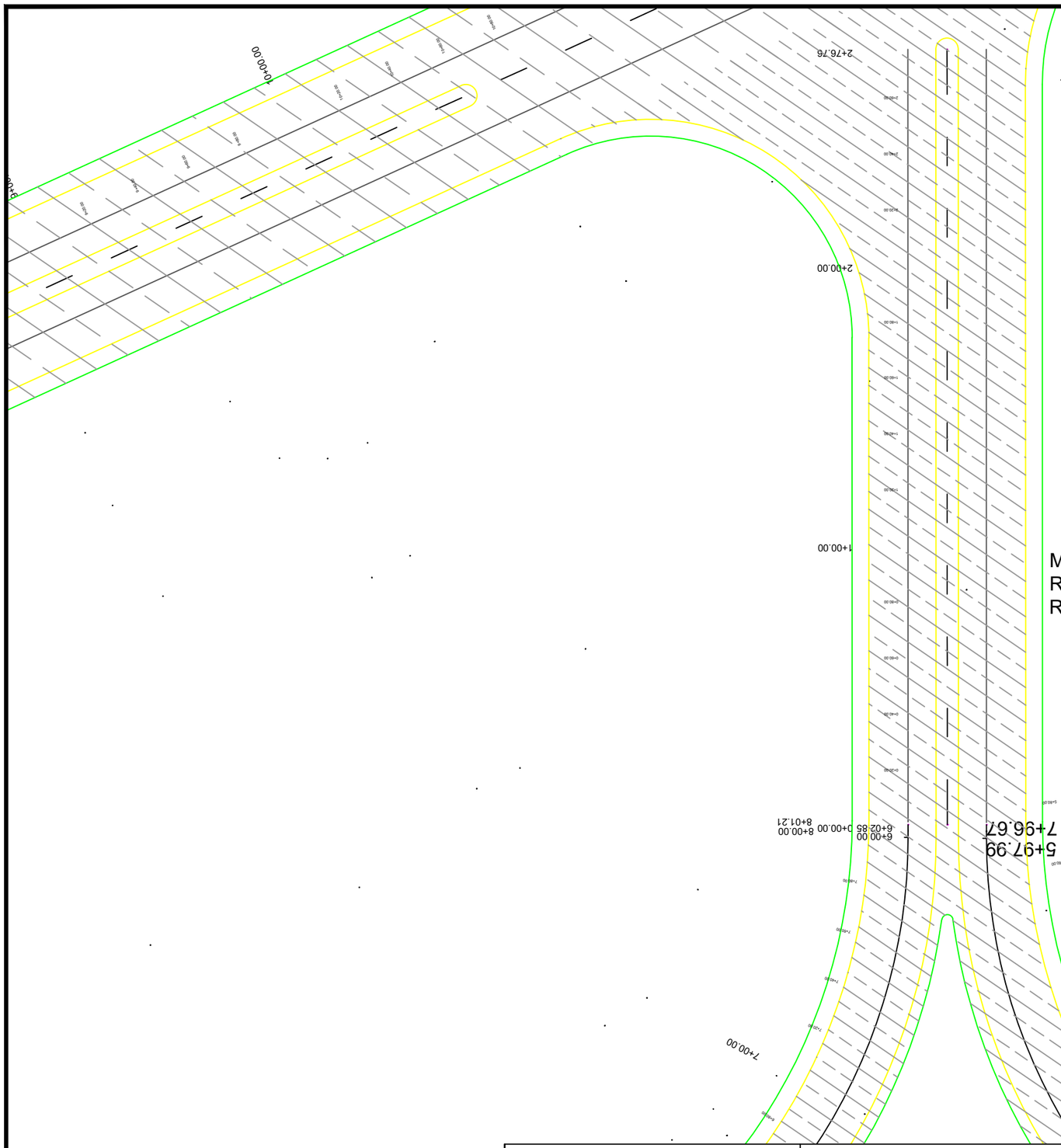

MAIN ENTRANCE
ROAD: 276.76 FT
RD 0+00 TO RD 2+76.76

ADDITION & REVISION					
ADD./REV. NO.	DATE	DESCRIPTION	DES. BY	CHK. BY	APP. BY

DESIGNER :

NEW VISION ENGINEERING CONSULTANT
Head Office: Office No. B-6 Second Floor Masood Arcade
IJP Road Islamabad.
Ph: +92-51-4848374, Fax: +92-51-4848375
Email: newvisionec@yahoo.com
Regional Office: 287-A Street # 06 Cavalry Ground Cantt.
Lahore.
Ph: +92-42-37250130

PROJECT: ESTABLISHMENT OF SHIEKH AYAZ UNIVERSITY SHIKARPUR

TITLE: MAIN ENTRANCE ROAD PLAN

CLIENT: SHIEKH AYAZ UNIVERSITY SHIKARPUR

DESIGNED BY: AB	APPROVED BY: MR	DATE. SEP, 2022
PREPARED BY: AB	JOB NO.	SCALE: AS SHOWN
CHECKED BY: MF	DRG. NO. 04	

FOR CIRCULAR ROADS

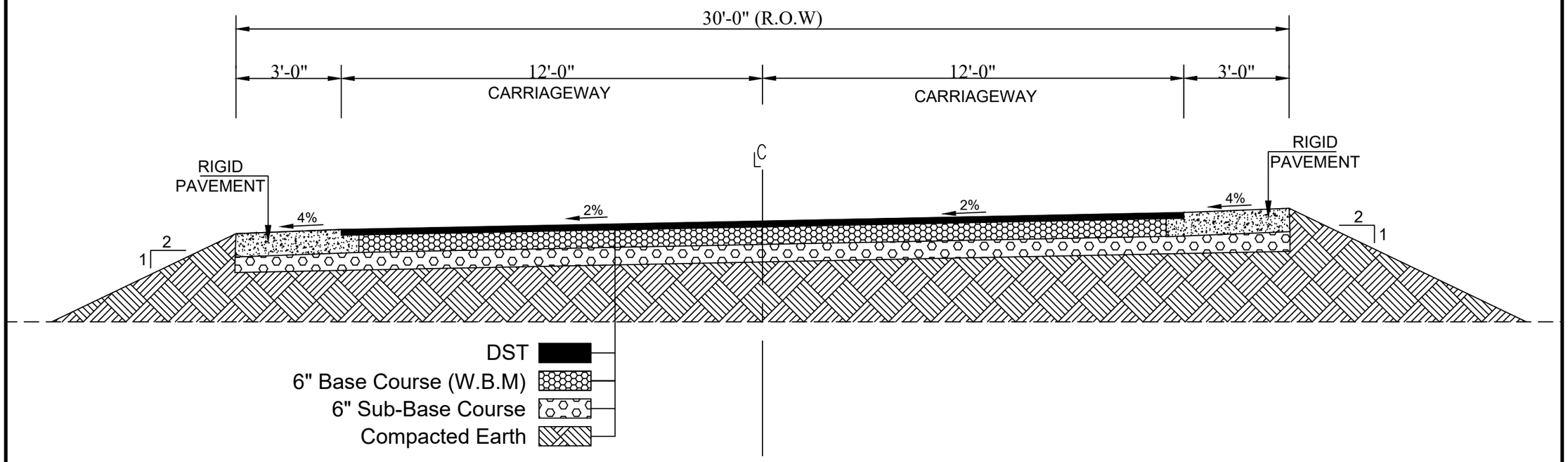

ADDITION & REVISION					
ADD./REV. NO.	DATE	DESCRIPTION	DES. BY	CHK. BY	APP. BY

DESIGNER :

NEW VISION ENGINEERING CONSULTANT
Head Office: Office No. B-6 Second Floor Masood Arcade
IJP Road Islamabad.
Ph: +92-51-4848374, Fax: +92-51-4848375
Email: newvisionec@yahoo.com
Regional Office: 287-A Street # 06 Cavalry Ground Cantt.
Lahore.
Ph: +92-42-37250130

PROJECT:
PROVISION OF MISSING FACILITIES
SHIEKH AYAZ UNIVERSITY
SHIKARPUR

TITLE:
TYPICAL SECTION
FOR
CIRCULAR ROADS

CLIENT: SHIEKH AYAZ UNIVERSITY SHIKARPUR

DESIGNED BY: ENG.M.ASIF	APPROVED BY: MR	DATE. SEP, 2022
PREPARED BY: ABDUL BAIS	JOB NO.	SCALE: AS SHOWN
CHECKED BY: ENG.M.ASIF	DRG. NO. 02	

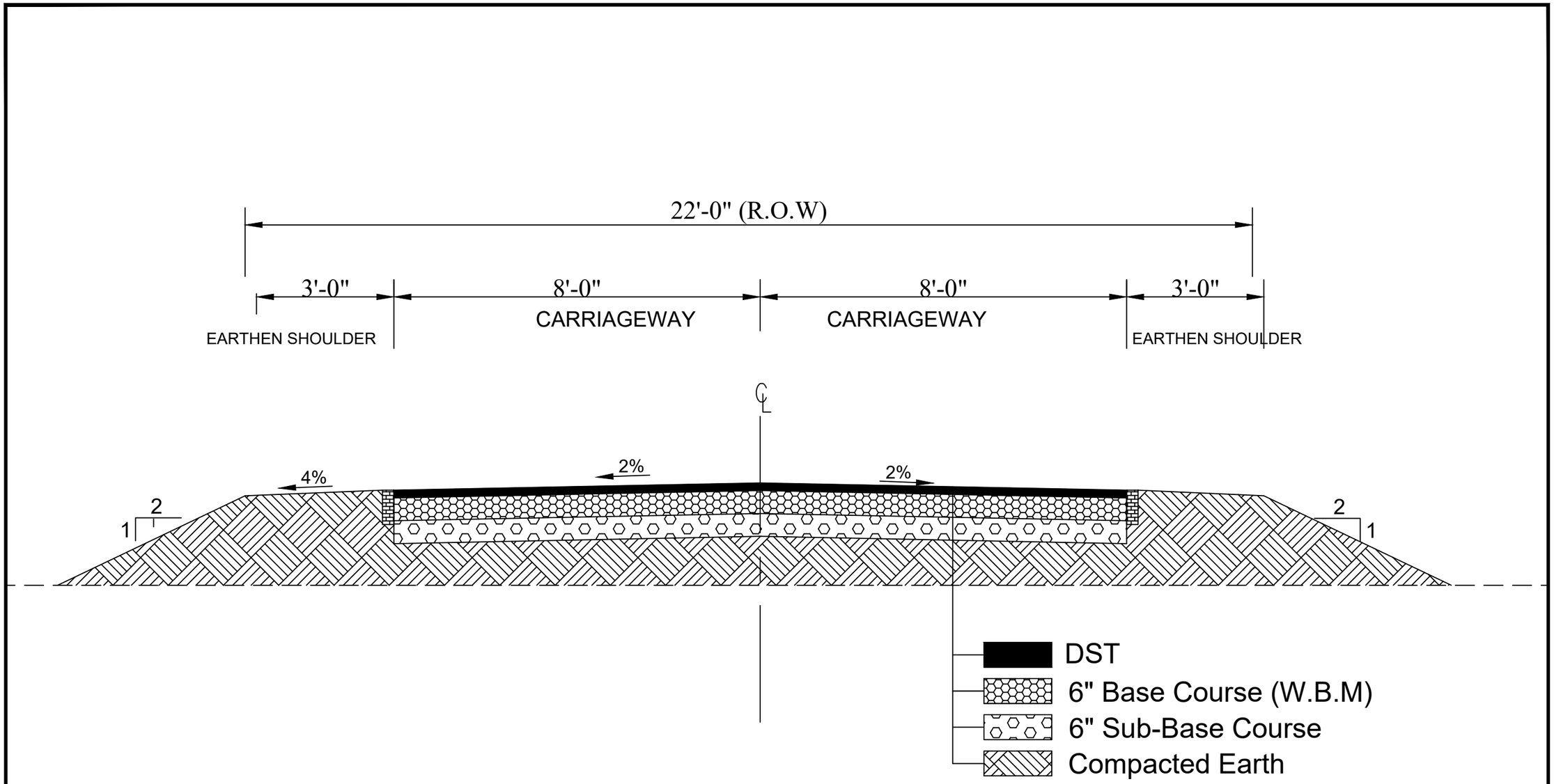

ADDITION & REVISION					
ADD./REV. NO.	DATE	DESCRIPTION	DES. BY	CHK. BY	APP. BY

DESIGNER :

NEW VISION ENGINEERING CONSULTANT
Head Office: Office No. B-6 Second Floor Masood Arcade
IJP Road Islamabad.
Ph: +92-51-4848374, Fax: +92-51-4848375
Email: newvisionec@yahoo.com
Regional Office: 287-A Street # 06 Cavalry Ground Cantt.
Lahore.
Ph: +92-42-37250130

PROJECT:
PROVISION OF MISSING FACILITIES
SHIEKH AYAZ UNIVERSITY
SHIKARPUR

TITLE:
TYPICAL SECTION
FOR
LINK ROADS

CLIENT: SHIEKH AYAZ UNIVERSITY SHIKARPUR

DESIGNED BY: ENG.M.ASIF	APPROVED BY: MR	DATE. SEP, 2022
PREPARED BY: ABDUL BAIS	JOB NO.	SCALE: AS SHOWN
CHECKED BY: ENG.M.ASIF	DRG. NO. 03	

For 12' Carriageway Slip Road

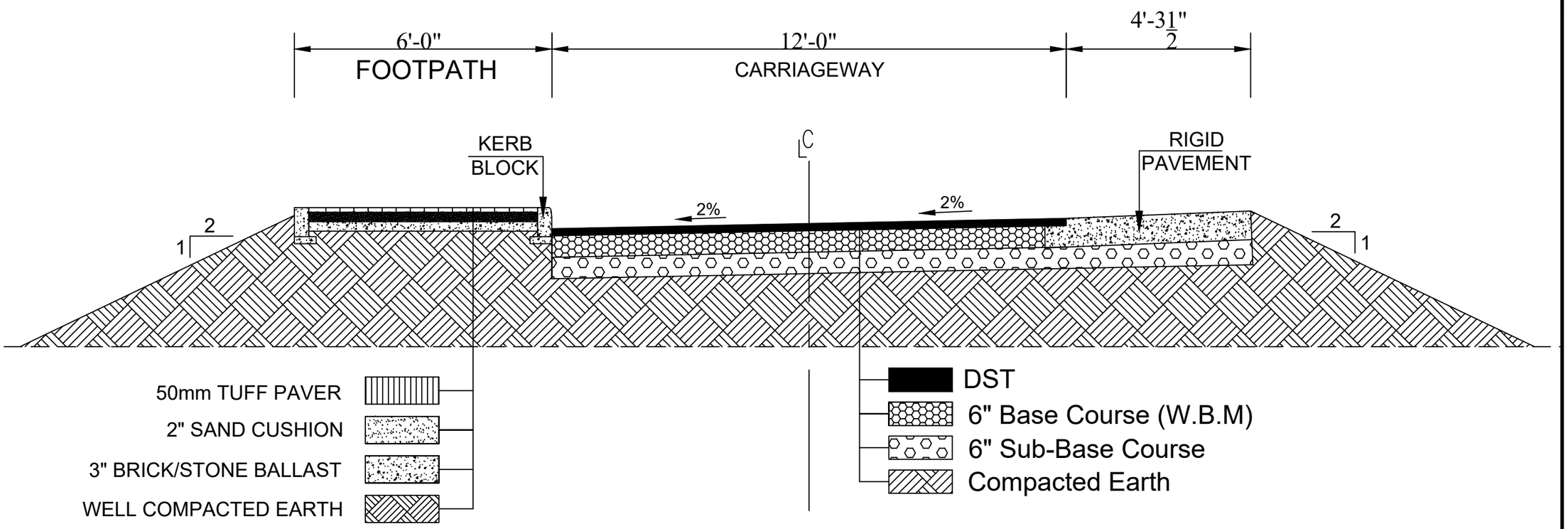

ADD./REV. NO.	DATE	DESCRIPTION	DES. BY	CHK. BY	APP. BY

ADDITION & REVISION

DESIGNER :

NEW VISION ENGINEERING CONSULTANT
Head Office: Office No. B-6 Second Floor Masood Arcade
IJP Road Islamabad.
Ph: +92-51-4848374, Fax: +92-51-4848375
Email: newvisionec@yahoo.com
Regional Office: 287-A Street # 06 Cavalry Ground Cantt. Lahore.
Ph: +92-42-37250130

PROJECT:
PROVISION OF MISSING FACILITIES
SHIEKH AYAZ UNIVERSITY
SHIKARPUR

TITLE:
TYPICAL SECTION
FOR
12' CARRIAGEWAY SLIP ROADS

CLIENT: SHIEKH AYAZ UNIVERSITY SHIKARPUR

DESIGNED BY: ENG.M.ASIF	APPROVED BY: MR	DATE. SEP, 2022
PREPARED BY: ABDUL BAIS	JOB NO.	SCALE: AS SHOWN
CHECKED BY: ENG.M.ASIF	DRG. NO. 04	

For 24' Carriage Way Slip Road

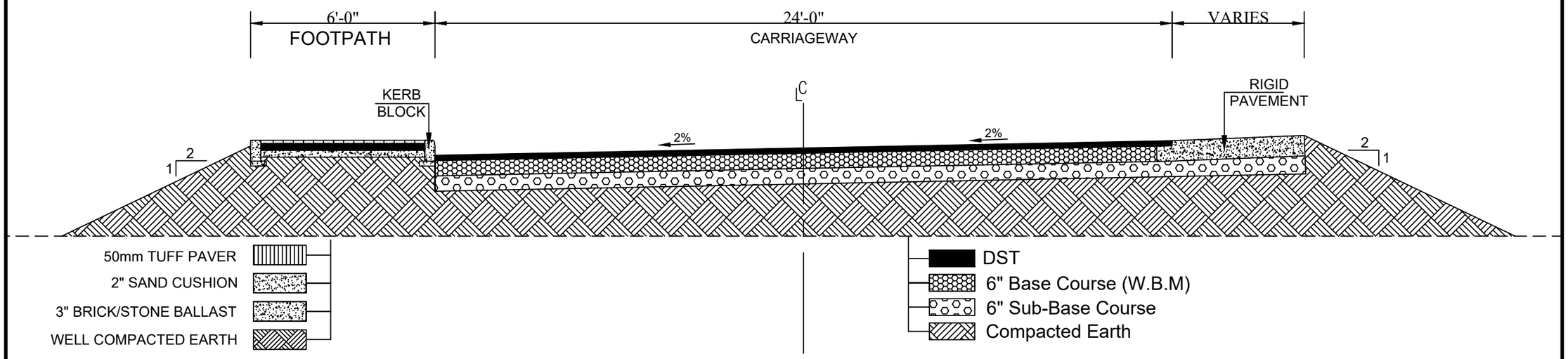

ADDITION & REVISION					
ADD./REV. NO.	DATE	DESCRIPTION	DES. BY	CHK. BY	APP. BY

DESIGNER :

NEW VISION ENGINEERING CONSULTANT
Head Office: Office No. B-6 Second Floor Masood Arcade
IJP Road Islamabad.
Ph: +92-51-4848374, Fax: +92-51-4848375
Email: newvisionec@yahoo.com
Regional Office: 287-A Street # 06 Cavalry Ground Cantt.
Lahore.
Ph: +92-42-37250130

PROJECT:
PROVISION OF MISSING FACILITIES
SHIEKH AYAZ UNIVERSITY
SHIKARPUR

TITLE:
TYPICAL SECTION
FOR
24' CARRIAGEWAY SLIP ROADS

CLIENT: SHIEKH AYAZ UNIVERSITY SHIKARPUR

DESIGNED BY: ENG.M.ASIF	APPROVED BY: MR	DATE. SEP, 2022
PREPARED BY: ABDUL BAIS	JOB NO.	SCALE: AS SHOWN
CHECKED BY: ENG.M.ASIF	DRG. NO. 05	

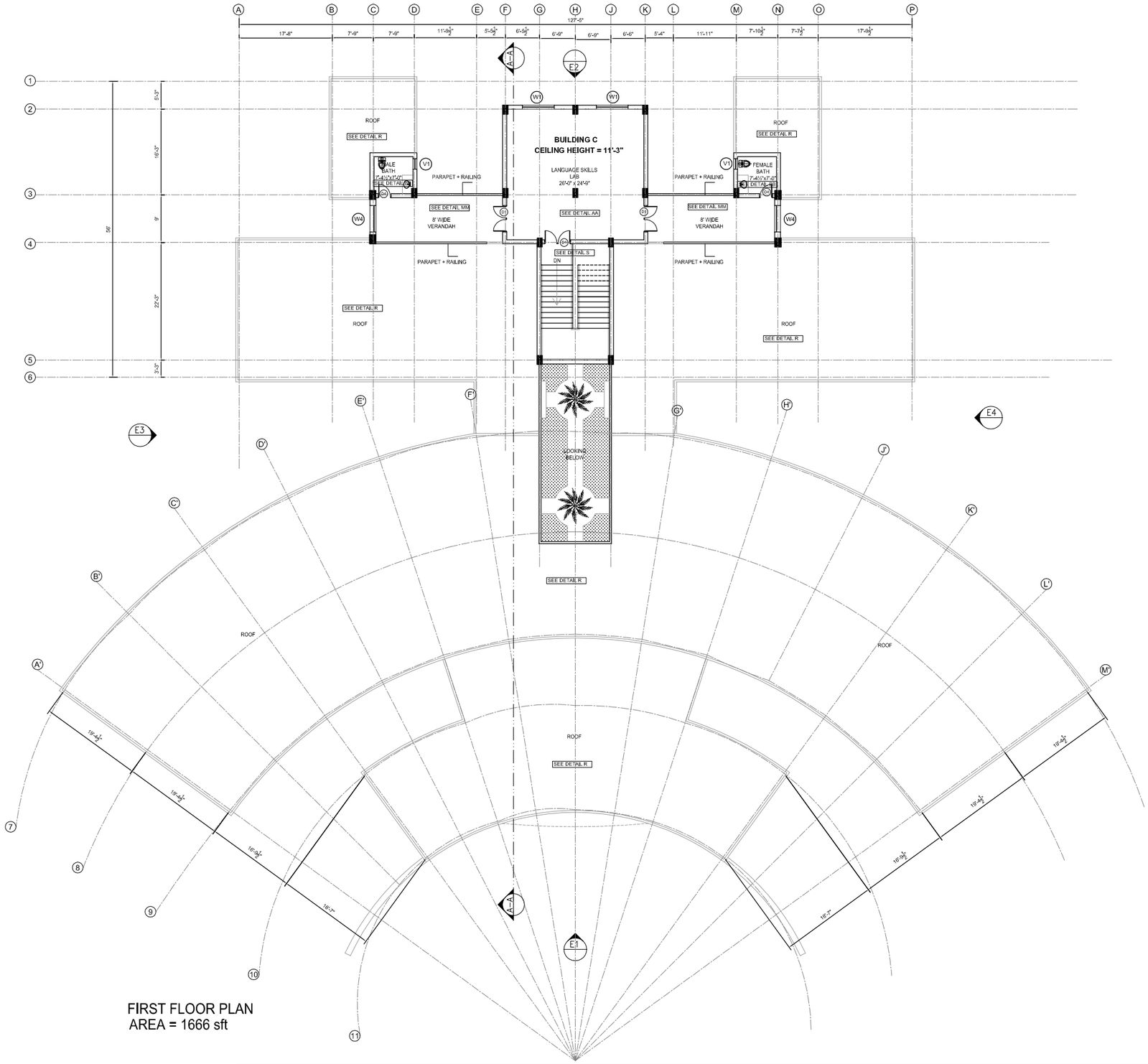

FIRST FLOOR PLAN
AREA = 1666 sft

ADDITION & REVISION					
ADD./REV. NO.	DATE	DESCRIPTION	DES. BY	CHK. BY	APP. BY

NEW VISION ENGINEERING CONSULTANT
Head Office: Office No.B-6 Second Floor Masood Arcade
IJP Road Islamabad.
Ph: +92-51-4848375, Fax: +92-51-4848375
Email: newvisionec@yahoo.com

Regional Office: 287-A Street # 6, Cavalry Ground ,Lahore
Ph: +92-42-37250130

PROJECT:
"PROVISION OF MISSING FACILITIES FOR THE SHAIKH AYAZ UNIVERSITY SHIKARPUR"

TITLE:
LIBRARY
FIRST FLOOR PLAN

CAD filename:

CLIENT:
SHAIKH AYAZ UNIVERSITY SHIKARPUR

DESIGNED BY: AR.SALMAN	APPROVED BY:	DATE : JUNE, 2022
DRAWN BY: RIZWAN	JOB NO.	SCALE: N.T.S
DRG. NO. AR-02		

"PROVISION OF MISSING FACILITIES FOR THE SHAIKH AYAZ UNIVERSITY SHIKARPUR"

LIBRARY
VOLUME III
TENDER DRAWINGS
DEC, 2022

DESIGN BY

NEW VISION ENGINEERING CONSULTANT

HEAD OFFICE:

Office No.B-6 Second Floor Masood Arcade
IJP Road Islamabad.
Ph: +92-51-4848375, Fax: +92-51-4848375
Email: newvisionec@yahoo.com

REGIONAL OFFICE:

287-A Street # 6,
Cavalry Ground ,Lahore
Ph: +92-42-37250130

3D VIEWS LIBRARY

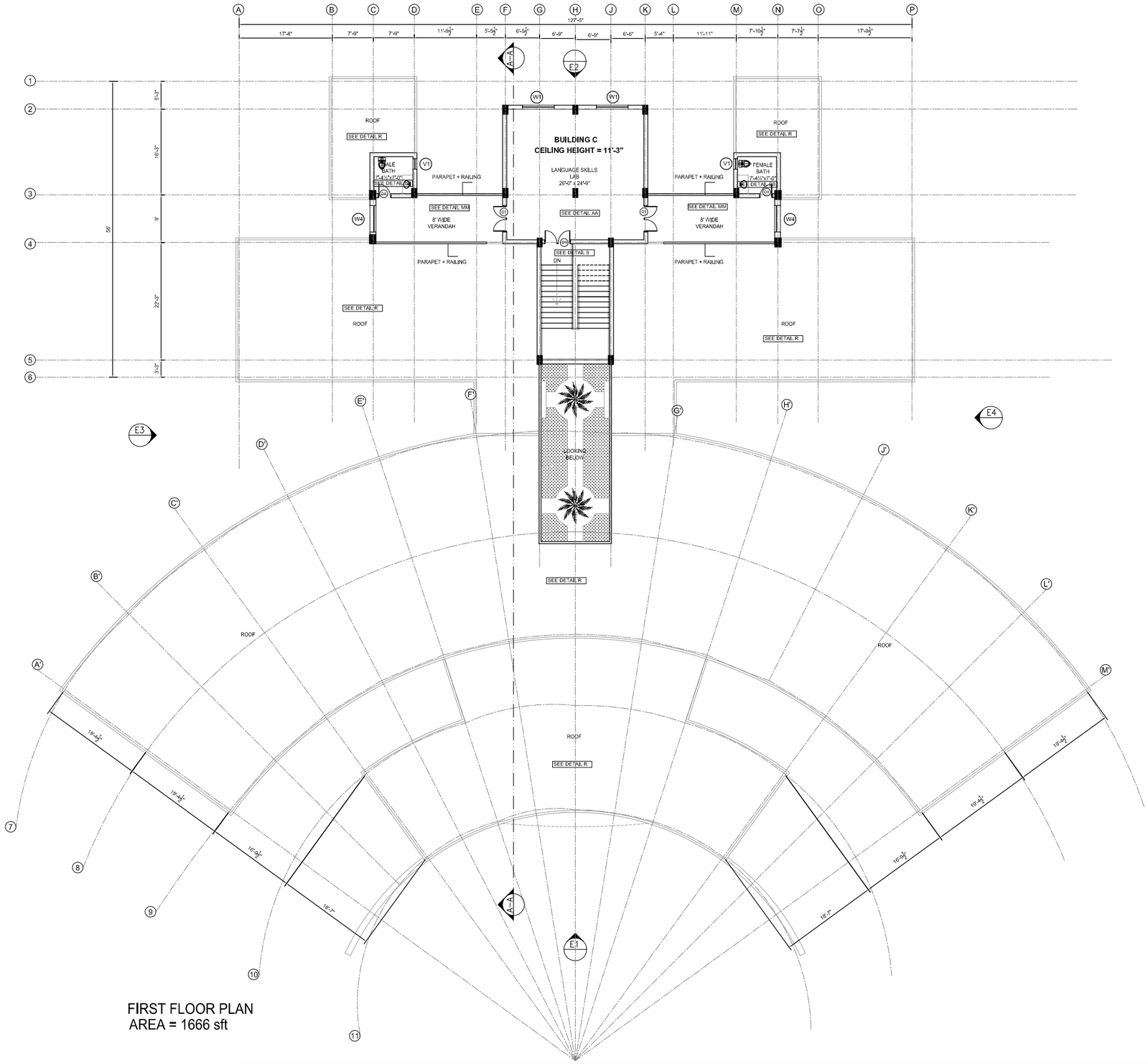

FIRST FLOOR PLAN
AREA = 1666 sft

ADDITION & REVISION					
ADD./REV. NO.	DATE	DESCRIPTION	DES. BY	CHK. BY	APP. BY

NEW VISION ENGINEERING CONSULTANT
Head Office: Office No.B-6 Second Floor Masood Arcade
IJP Road Islamabad.
Ph: +92-51-4848375, Fax: +92-51-4848375
Email: newvisionec@yahoo.com

Regional Office: 287-A Street # 6, Cavalry Ground ,Lahore
Ph: +92-42-37250130

PROJECT:
"PROVISION OF MISSING FACILITIES FOR THE SHAIKH AYAZ UNIVERSITY SHIKARPUR"

TITLE:
LIBRARY
FIRST FLOOR PLAN

CAD filename:

CLIENT:
SHAIKH AYAZ UNIVERSITY SHIKARPUR

DESIGNED BY: AR.SALMAN	APPROVED BY:	DATE : JUNE, 2022
DRAWN BY: RIZWAN	JOB NO.	SCALE: N.T.S
DRG. NO. AR-02		

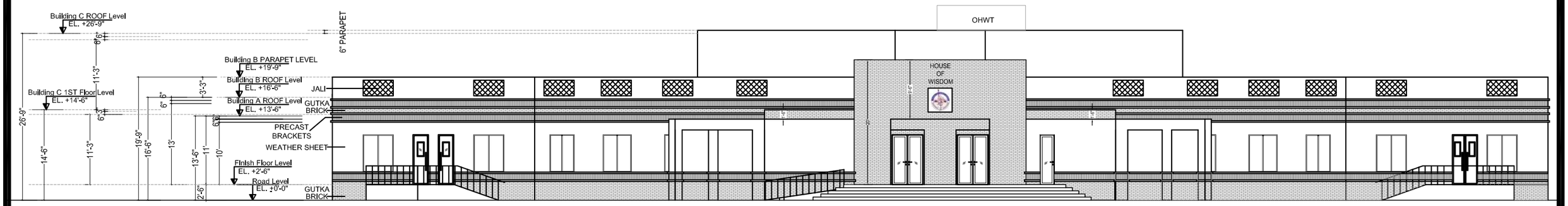

E1 ELEVATION E1

ADDITION & REVISION					
ADD./REV. NO.	DATE	DESCRIPTION	DES. BY	CHK. BY	APP. BY

NEW VISION ENGINEERING CONSULTANT
Head Office: Office No.B-6 Second Floor Masood Arcade
IJP Road Islamabad.
Ph: +92-51-4848375, Fax: +92-51-4848375
Email: newvisionec@yahoo.com

Regional Office: 287-A Street # 6, Cavalry Ground ,Lahore
Ph: +92-42-37250130

PROJECT:
"PROVISION OF MISSING FACILITIES FOR THE SHAIKH AYAZ UNIVERSITY SHIKARPUR"

TITLE:
LIBRARY
ELEVATION E-1

CAD filename:

CLIENT:
SHAIKH AYAZ UNIVERSITY SHIKARPUR

DESIGNED BY: AR.SALMAN	APPROVED BY:	DATE : JUNE, 2022
DRAWN BY: RIZWAN	JOB NO.	SCALE: N.T.S
DRG. NO. AR-03		

GENERAL TECHNICAL NOTES

1. Figured dimensions are to be followed.
2. Class "A" kiln burnt brick with minimum crushing strength of 2000 PSI should be used & joint at end should be sloppy, Vertical toothed joint at corners are prohibited.
3. A steel G-60 deformed steel should be used in beams footing slabs and water retaining structures, in columns, for all diameters.
4. All steel should be checked for its quality and placement DETAIL as shown in drawings.
5. Extra care is required for proper placement of top reinforcement at support sections and cantilevers.
6. Dotted bars designate top reinforcement.
7. Provide L- shaped end hooks for all bars at discontinuous ends in footings, walls, beams and slabs as shown in drawings.
8. Lap length should be followed As except specified:-
   (a) 1" Ø = 60"
   (b) 3/4" Ø = 45"
   (c) 5/8" Ø = 36"
   (d) 1/2" Ø = 30"
   (e) 3/8" Ø = 23"

09. Provide 3/8" dia at 12" c/c as distribution steel if not shown in drawings.

10. Minimum concrete cover.
    a) Footing = 2"
    b) Slabs = 3/4"
    c) Beams = 1½"
    d) Columns = 1½"
    e) Water tank and retaining wall
    i- Water/earth face or exposed to weather = 2"
    ii- Other faces = 1"

11. All footing should be taken below the original Ground Level to achieve the minimum depth as shown in drawings. Footing should not be placed on uncompacted fill area.
12. All drawings should be read in conjunction with Architectural Drawings.
13. Contractor will co-ordinate all drawings such as architectural, structural, electrical, mechanical, water supply, drainage etc: before execution of work.
14. Standard ACI 318, Astm C 33 and Astm A-615 use for structural concrete
15. Fine modulus of fine aggregate varies from 2- 3.5mm
    For concrete use 2.9- 3.2mm
    For plaster use 2.2- 3.6mm

QUALITY OF CONCRETE

1. FOOTINGS & RETAINING WALLS.
   Minimum concrete compressive strength for 6"x12" cylinder to be 3000 psi at 28 days age. Concrete Nominal Mix 1:2:4 or more rich to provide specified strength (Equivalent 6"x6"x6" cube strength 3750 psi)

2. COLUMNS.
   Minimum concrete compressive strength for 6"x12" cylinder to be 4000 psi at 28 days age. Concrete Nominal Mix to be 1:1½:3 or more rich to provide specified strength

3. BEAMS, RIBS & SLABS.
   Minimum concrete compressive strength for 6"x12" cylinder to be 3000 psi at 28 days age.Concrete Nominal Mix to be 1:2:4 or more rich to provide specified strength (Equivalent 6"x6"x6" cube strength 3750 psi)
4. Use of plasticizers recommended to reduce the water cement ratio and increase workability of concrete.
5. All concrete mixes to be used, should be got designed & approved before execution of work.
6. Quality, size and gradation of aggregates (fine & course) as used during the mix design, should be strictly adhered with.
7. The Design is in accordance with Seismic Zone 2A.

NOTES

1. ALL LAYOUT DIMENSIONS AND F.FLOOR LEVELS TO BE AS PER ARCH DRAWING.
2. PROVIDE PLINTH BEAM PB AT PLINTH LEVEL, WALL BEAMS AT SLAB LEVEL.
3. PROVIDE #2 DOUBLE-LEG TIE BARS AT 12" CENTRES AT COMMON JOINT BETWEEN WALLS AND COLUMNS. THESE BARS SHOULD PASS INTO WALLS ON EACH SIDE OF COLUMNS.

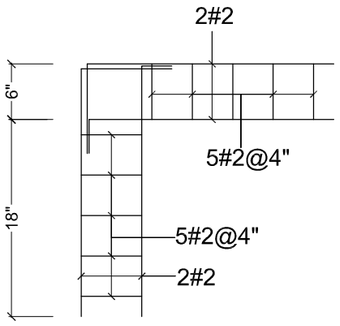

PLAN OF BRICK WALL TIE FOR CORNER JOINT

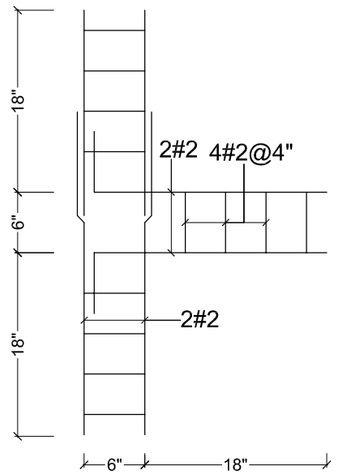

PLAN OF BRICK WALL TIE FOR T- JOINT

REINFORCING STEEL

BAR NO.	BAR DIA (IN.)	DEVELOPMENT LENGTH (INCH) IN TENSION	
		REINFORCING STEEL fy = 60,000 psi	
		f'_c= 3000 psi	f'_c= 4000 psi
#3	0.375	17"	15"
#4	0.500	22"	19"
#5	0.625	28"	24"
#6	0.750	33"	29"
#7	0.875	48"	42"
#8	1.000	55"	48"
BAR NO.	BAR DIA (IN.)	DEVELOPMENT LENGTH (INCH) IN COMPRESSION	
		f'_c= 3000 psi	f'_c= 4000 psi
#3	0.375	9"	8"
#4	0.500	11"	10"
#5	0.625	14"	12"
#6	0.750	17"	15"
#7	0.875	20"	17"
#8	1.000	22"	19"
BAR NO.	BAR DIA (IN.)	SPLICE LENGTH (INCH) IN TENSION	
		f'_c= 3000 psi	f'_c= 4000 psi
#3	0.375	22"	20"
#4	0.500	29"	25"
#5	0.625	37"	32"
#6	0.750	43"	38"
#7	0.875	63"	55"
#8	1.000	72"	63"
		REINFORCING STEEL fy = 40,000 psi	
BAR NO.	BAR DIA (IN.)	DEVELOPMENT LENGTH (INCH) IN TENSION	
		f'_c= 3000 psi	f'_c= 4000 psi
#3	0.375	12"	12"
#4	0.500	15"	13"
#5	0.625	19"	17"
#6	0.750	23"	20"
#7	0.875	33"	28"
#8	1.000	37"	32"

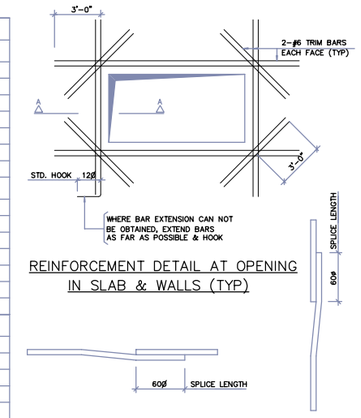

REINFORCEMENT DETAIL AT OPENING IN SLAB & WALLS (TYP)

BEAM SPLICE (TYP)

COLUMN SPLICE (TYP)

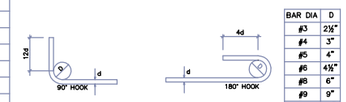

BAR DIA	D
#3	2¼"
#4	3"
#5	4"
#6	4½"
#8	6"
#9	9"
#11	11"

STANDARD BAR HOOKS

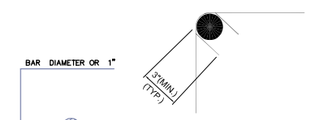

TYPICAL DETAIL 'X'

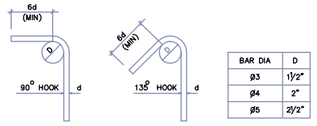

BAR DIA	D
ø3	1½"
ø4	2"
ø5	2½"

STIRRUPS AND TIE HOOKS

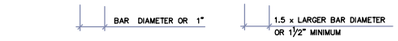

BAR SPACING IN BEAM

VERTICAL BAR SPACING

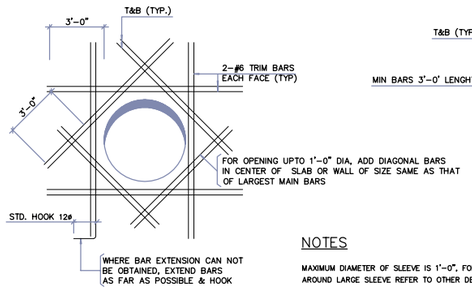

NOTES

MAXIMUM DIAMETER OF SLEEVE IS 1'-0", FOR TRIM BARS AROUND LARGE SLEEVE REFER TO OTHER DETAIL.

REINFORCEMENT AROUND SLEEVE IN SLAB & WALLS (TYP)

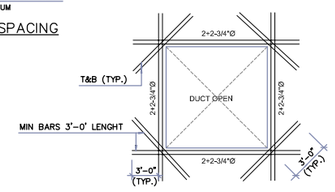

TYP. DUCT OPENING DETAIL

ADDITION & REVISION					
ADD./REV. NO.	DATE	DESCRIPTION	DES. BY	CHK. BY	APP. BY

NEW VISION ENGINEERING CONSULTANT
Head Office: Office No.B-6 SECOND FLOOR Masood Arcade
IJP Road Islamabad.
Ph: +92-51-4848375, Fax: +92-51-4848375
Email: newvisionec@yahoo.com
Regional Office: 287-A Street # 6, Cavalry Ground ,Lahore
Ph: +92-42-37250130

PROJECT: "PROVISION OF MISSING FACILITIES FOR THE SHAIKH AYAZ UNIVERSITY SHIKARPUR"

TITLE: **GENERAL NOTES**

CLIENT: SHAIKH AYAZ UNIVERSITY SHIKARPUR

DESIGNED BY: ENG. AHSAN	APPROVED BY:	DATE: JUNE, 2022
DRAWN BY: RIZWAN	JOB NO.	SCALE: N.T.S
DRG. NO. ST-02		

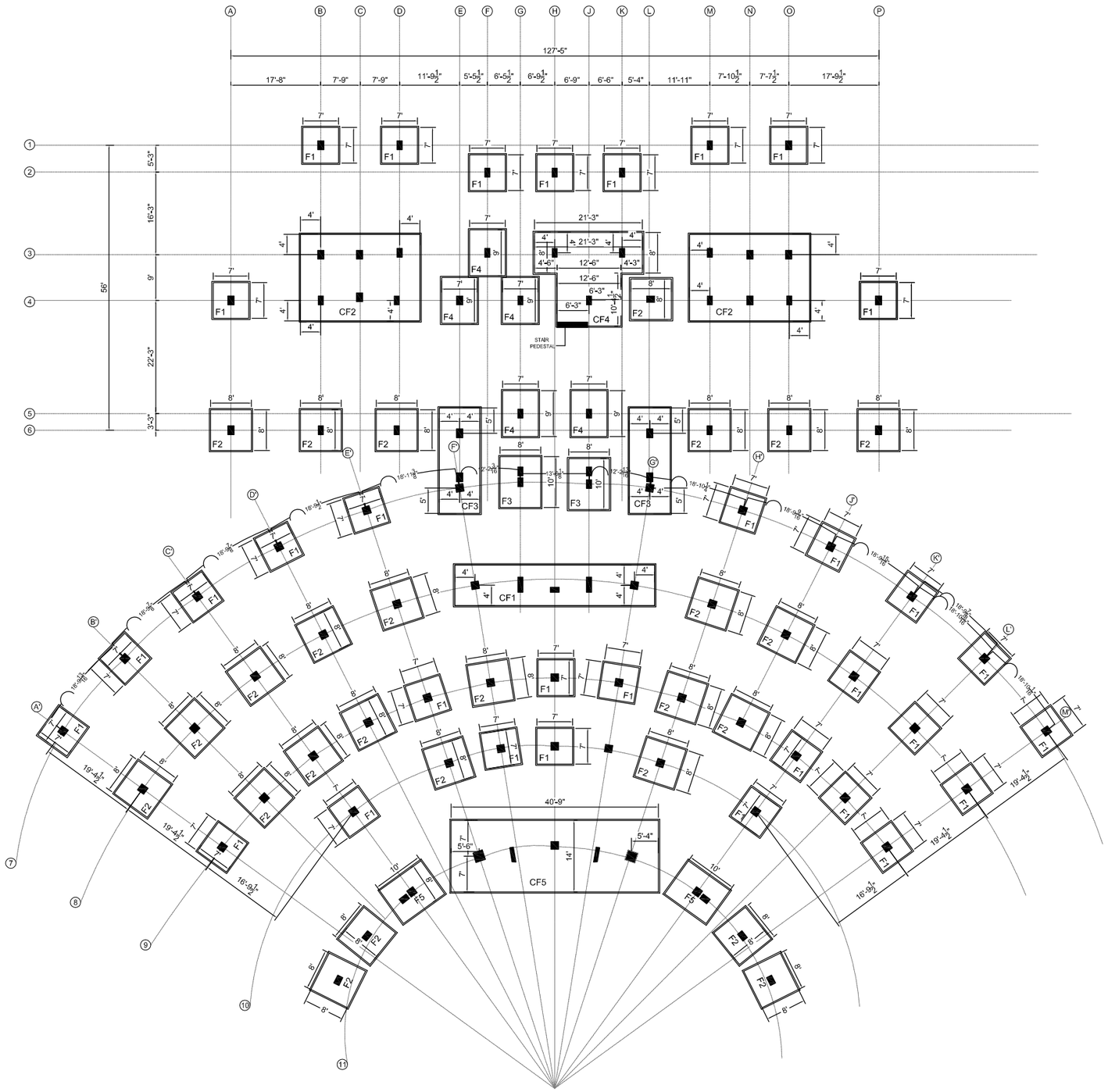

FOOTING LAYOUT PLAN

FOR MORE DETAIL REFER TO ARCHITECTURAL DRAWINGS

ADDITION & REVISION					
ADD./REV. NO.	DATE	DESCRIPTION	DES. BY	CHK. BY	APP. BY

NEW VISION ENGINEERING CONSULTANT
Head Office: Office No.B-6 SECOND FLOOR Masood Arcade
IJP Road Islamabad.
Ph: +92-51-4848375, Fax: +92-51-4848375
Email: newvisionec@yahoo.com
Regional Office: 287-A Street # 6, Cavalry Ground ,Lahore
Ph: +92-42-37250130

PROJECT:
"PROVISION OF MISSING FACILITIES FOR THE SHAIKH AYAZ UNIVERSITY SHIKARPUR"

TITLE:
FOUNDATION LAYOUT PLAN

CLIENT:
SHAIKH AYAZ UNIVERSITY SHIKARPUR

DESIGNED BY: ENG. AHSAN	APPROVED BY:	DATE: JUNE, 2022
DRAWN BY: RIZWAN	JOB NO.	SCALE: N.T.S
DRG. NO. ST-06		

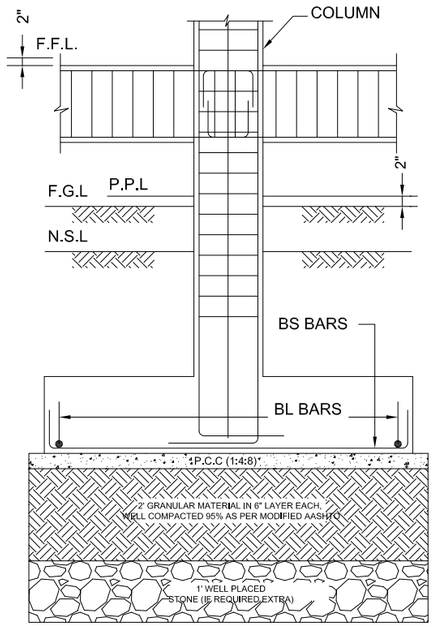

SECTION 1-1
REINFORCEMENT DETAILS

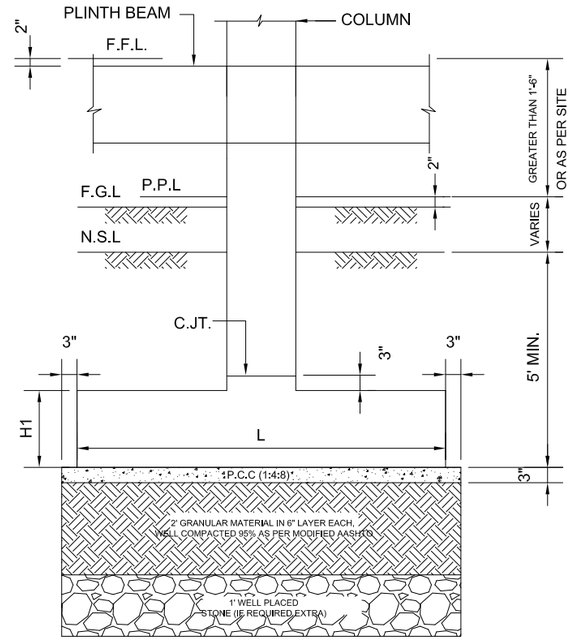

SECTION 2-2
CONCRETE OUTLINE

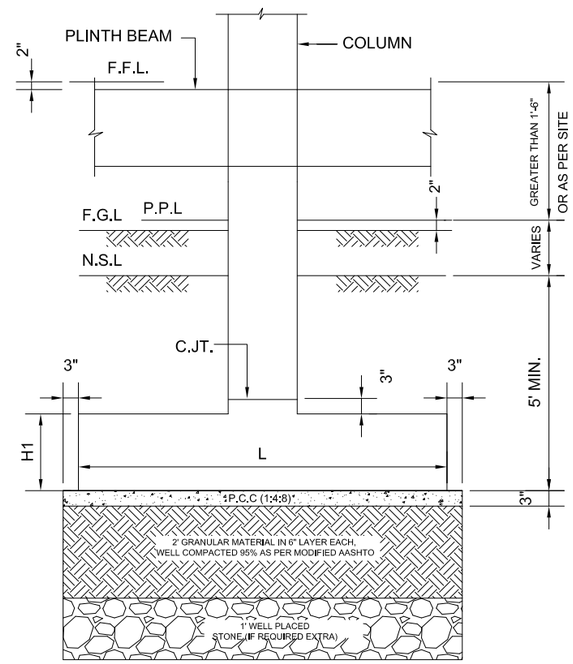

SECTION 3-3
CONCRETE OUTLINE

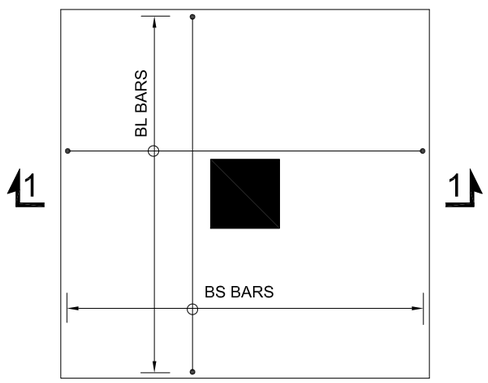

ISOLATED FOOTING (TYP.)
REINFORCEMENT DETAILS

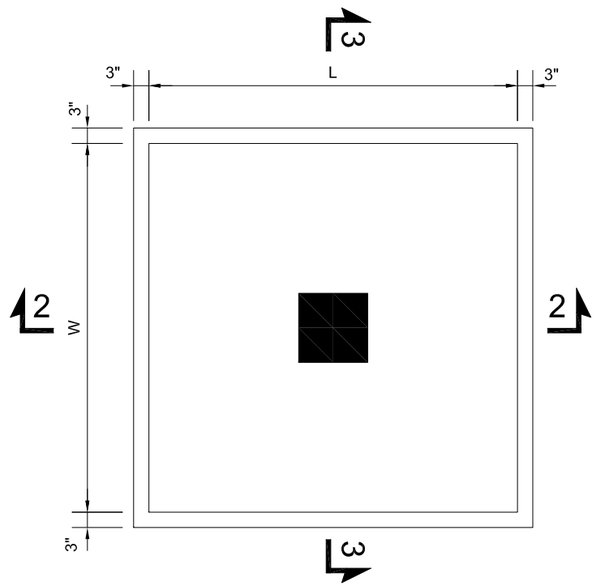

ISOLATED FOOTING (TYP.)
CONCRETE OUTLINE

ADDITION & REVISION					
ADD./REV. NO.	DATE	DESCRIPTION	DES. BY	CHK. BY	APP. BY

NEW VISION ENGINEERING CONSULTANT
Head Office: Office No.B-6 SECOND FLOOR Masood Arcade
IJP Road Islamabad.
Ph: +92-51-4848375, Fax: +92-51-4848375
Email: newvisionec@yahoo.com
Regional Office: 287-A Street # 6, Cavalry Ground ,Lahore
Ph: +92-42-37250130

PROJECT:
"PROVISION OF MISSING FACILITIES FOR THE SHAIKH AYAZ UNIVERSITY SHIKARPUR"

TITLE:
FOUNDATION SECTION

CLIENT:
SHAIKH AYAZ UNIVERSITY SHIKARPUR

DESIGNED BY: ENG. AHSAN	APPROVED BY:	DATE : JUNE, 2022
DRAWN BY: RIZWAN	JOB NO.	SCALE: N.T.S
DRG. NO. ST-08		